

GALTECH®



2024

GALTECH®




2024 Collection

Galtech Umbrellas has established itself as a prominent name in the shade industry, earning a reputation as a premier provider of high-quality shade products since 1994. With a commitment to craftsmanship, innovation, and customer satisfaction, Galtech has become a trusted source for umbrellas that combine functionality, durability, and aesthetic appeal.

Galtech recognizes the importance of prompt service and customer satisfaction. We offer various programs, such as quick ship options, to ensure timely delivery and meet the demands of our valued customers. By combining efficient logistics with our commitment to superior craftsmanship, Galtech aims to exceed customer expectations, earning your trust and loyalty.

Whether you're seeking to enhance your residential outdoor space or furnish a commercial setting with reliable shade solutions, Galtech stands ready to provide you with the finest products and exceptional service. With our rich history and dedication to quality, Galtech continues to be a leading choice for those seeking stylish, durable, and functional umbrellas to elevate their outdoor experiences.



Note: Only those items listed as "Galtech Contract" will be warranted in commercial settings. Commercial settings include restaurants, hotels, country clubs, community pools and any other non residential establishment. Galtech requires a signed commercial warranty waiver on all non "Galtech Contract" items that are shipped to commercial establishments as designated above. Any shipment that is made to a "commercial establishment" will be treated as a commercial sale. Damage caused by the wind under any circumstances are not considered to be a warranty replacement.

GALTECH, MADE IN THE SHADE AND AUTO-TILT are registered trademarks of Galtech International. All other brand and product names are trademarks of their respective owners.

© 2024 Galtech International. US Patent, All Rights Reserved.



Aluminum		Page	Page
727 - 7.5' Deluxe Autotilt	2	636 - 9' Manual Tilt	12
737- 9' Deluxe Autotilt	4	736 - 9' Autotilt	14
779 - 8x11' Deluxe Autotilt	6	936 - 9' Autotilt - LED Lights	16
789 - 11' Deluxe Autotilt	8	986 - 11' Autotilt - LED Lights	18
799 - 10x10' Deluxe Autotilt	10		



Commercial			
762 - 6x6' Deluxe Single Pole	20	792 - 10x10' Deluxe 4 Pulley	32
722 - 7.5' Deluxe Single Pole	22	715 - 6' Fiberglass Ribs	34
732 - 9' Deluxe Single Pole	24	725 - 7.5' Fiberglass Ribs	36
781- 11' Deluxe 4 Pulley	26	735 - 9' Fiberglass Ribs	38
791 - 13' Deluxe 4 Pulley (New)	28	772 - 3.5 x 7' Half Wall	40
782 - 8x8' Deluxe 4 Pulley	30		



Cantilever			
887 - 11' Easy Tilt, Lift	42		
899 - 13' Easy Tilt, Lift	44		
897 - 10x10' Easy Tilt, Lift	46		



Wood			
121/221 - 7.5' Manual Lift	48		
131 - 9' Manual Lift	50		
132/232 - 9' Two Pulley Lift	52		
136 - 9' Single Pole	54		
183 - 11' Four Pulley Lift	56		



Teak			
531 - 9' Pulley / African Teak	58		
532 - 9' Four Pulley Lift	60		
537 - 9' Crank / Rotational Tilt	62		
587 - 11' Crank Lift	64		



Bases			
Steel Plate	66		
Euro Cast Iron	67		



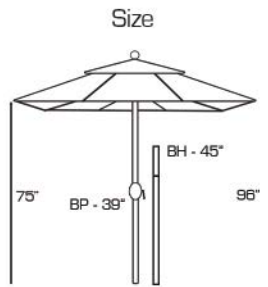
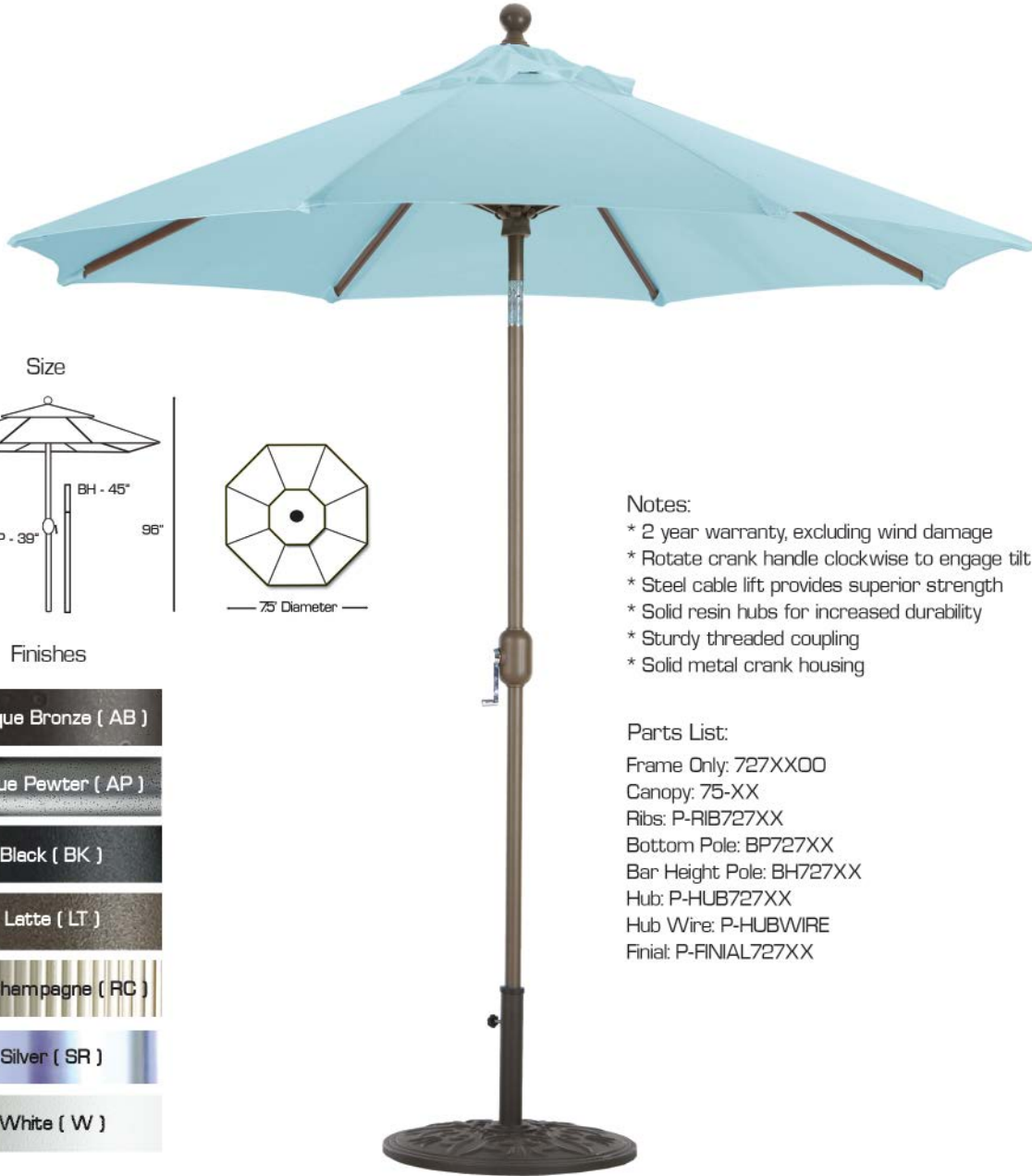
Fabrics			
2024 Quick Ship Fabrics	68		
2024 Quick Ship Program	70		
Design Studio	71		
2024 Parts List	72		
Terms and Conditions / Warranty	73		



727



AUTOTILT *Umbrella*[®] DELUXE



Finishes



Notes:

- * 2 year warranty, excluding wind damage
- * Rotate crank handle clockwise to engage tilt
- * Steel cable lift provides superior strength
- * Solid resin hubs for increased durability
- * Sturdy threaded coupling
- * Solid metal crank housing

Parts List:

- Frame Only: 727XX00
- Canopy: 75-XX
- Ribs: P-RIB727XX
- Bottom Pole: BP727XX
- Bar Height Pole: BH727XX
- Hub: P-HUB727XX
- Hub Wire: P-HUBWIRE
- Finial: P-FINIAL727XX


Size	Lift	Tilt	Coupling	Pole Diam.	Application	Ship Via	Weight	Carton	Bottom Pole	Bar Height	Coverage
75'	Crank-Cable	Deluxe Auto	Threaded	1.5"	Residential	UPS	16 LBS	57x7x7"	39"	45"	46" Table



Solid Resin Hubs



Cast Metal Housing

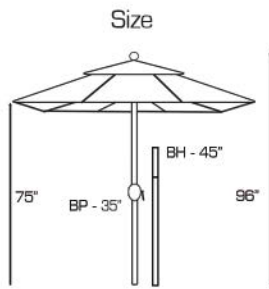


Threaded Coupling

737



AUTO*Umbrella*[®]
TILT DELUXE



Finishes

- Antique Bronze (AB)
- Antique Pewter (AP)
- Black (BK)
- Deluxe Champagne (DC)
- Latte (LT)
- Rib Champagne (RC)
- Silver (SR)
- White (W)

Notes:

- * 2 year warranty, excluding wind damage
- * Rotate crank handle clockwise to engage tilt
- * Steel cable lift provides superior strength
- * Solid resin hubs for increased durability
- * Sturdy threaded coupling
- * Solid metal crank housing

Parts List:

- Frame Only: 737XX00
- Canopy: 90-XX
- Ribs: P-RIB737XX
- Bottom Pole: BP737XX
- Bar Height Pole: BH737XX
- Hub: P-HUB737XX
- Hub Wire: P-HUBWIRE
- Finial: P-FINIAL737XX

Size	Lift	Tilt	Coupling	Pole Diam.	Application	Ship Via	Weight	Carton	Bottom Pole	Bar Height	Coverage
9'	Crank-Cable	Deluxe Auto	Threaded	1.5"	Residential	UPS	18 LBS	63x7x7"	35"	45"	54" Table



Solid Resin Hubs



Cast Metal Housing



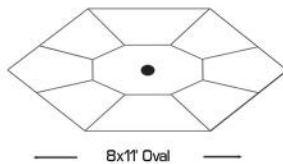
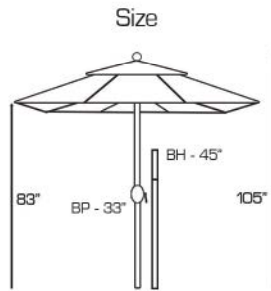
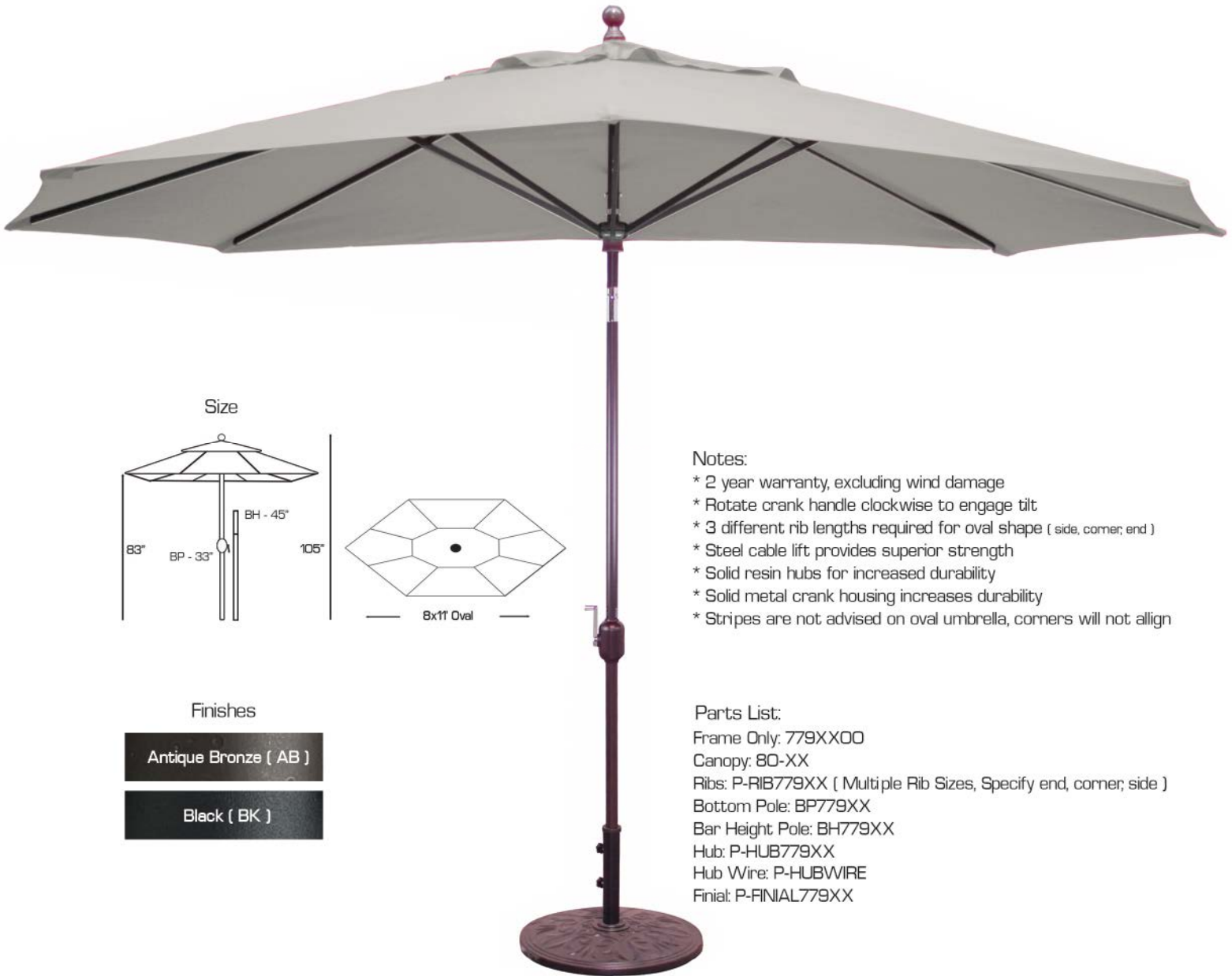
Threaded Coupling

779



8x11'

AUTOTILT[®] DELUXE



Notes:

- * 2 year warranty, excluding wind damage
- * Rotate crank handle clockwise to engage tilt
- * 3 different rib lengths required for oval shape (side, corner; end)
- * Steel cable lift provides superior strength
- * Solid resin hubs for increased durability
- * Solid metal crank housing increases durability
- * Stripes are not advised on oval umbrella, corners will not align

Finishes

- Antique Bronze (AB)
- Black (BK)

Parts List:

- Frame Only: 779XX00
- Canopy: 80-XX
- Ribs: P-RIB779XX (Multiple Rib Sizes, Specify end, corner; side)
- Bottom Pole: BP779XX
- Bar Height Pole: BH779XX
- Hub: P-HUB779XX
- Hub Wire: P-HUBWIRE
- Finial: P-FINIAL779XX


Size	Lift	Tilt	Coupling	Pole Diam.	Application	Ship Via	Weight	Carton	Bottom Pole	Bar Height	Coverage
8x11'	Crank-Cable	Deluxe Auto	Threaded	1.5"	Residential	UPS	23 LBS	76x8x8"	33"	45"	72" Table



Solid Resin Hubs




Cast Metal Housing



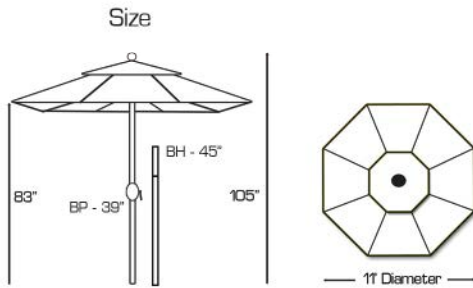
Threaded Coupling

789



11'

AUTOTILT[®] DELUXE Umbrella



Notes:

- * 2 year warranty, excluding wind damage
- * Rotate crank handle clockwise to engage tilt
- * Steel cable lift, provides superior strength
- * Solid resin hubs for increased durability
- * Solid metal housing increases durability

Finishes


Antique Bronze (AB)

Black (BK)

Parts List:

- Frame Only: 789XX00
- Canopy: 11-XX
- Ribs: P-RIB789XX
- Bottom Pole: BP789XX
- Bar Height Pole: BH789XX
- Hub: P-HUB789XX
- Hub Wire: P-HUBWIRE
- Finial: P-FINIAL789XX


Size	Lift	Tilt	Coupling	Pole Diam.	Application	Ship Via	Weight	Carton	Bottom Pole	Bar Height	Coverage
11'	Crank-Cable	Deluxe Auto	Threaded	1.5"	Residential	UPS	22 LBS	71x7x7"	39"	45"	72" Table



Solid Resin Hubs




Cast Metal Housing



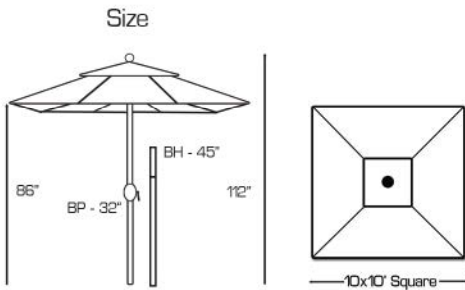
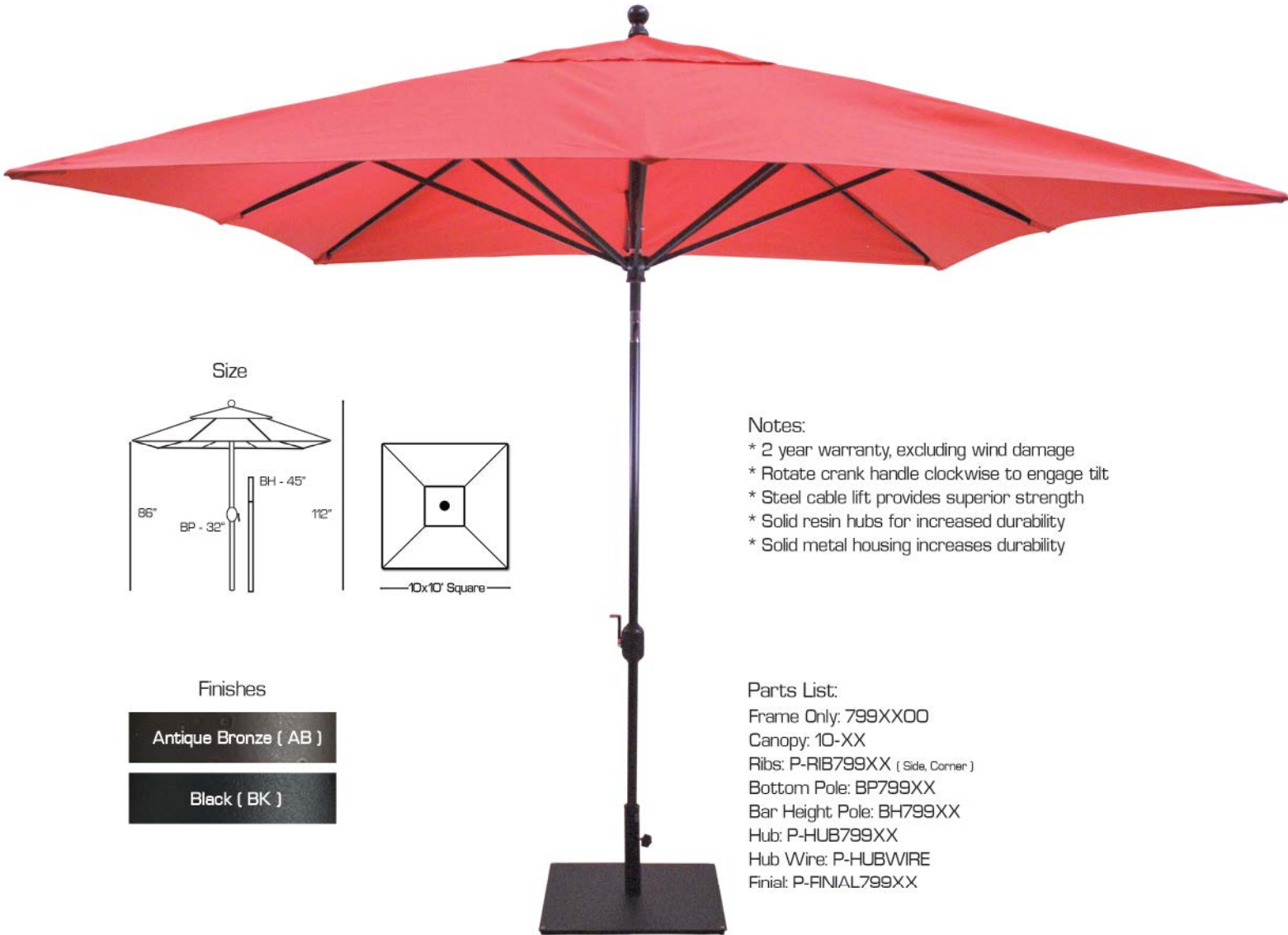
Threaded Coupling

799



10x10'

AUTOTILT[®] *Umbrella* DELUXE



Notes:

- * 2 year warranty, excluding wind damage
- * Rotate crank handle clockwise to engage tilt
- * Steel cable lift provides superior strength
- * Solid resin hubs for increased durability
- * Solid metal housing increases durability


Finishes

- Antique Bronze (AB)
- Black (BK)

Parts List:

- Frame Only: 799XX00
- Canopy: 10-XX
- Ribs: P-RIB799XX (Side, Corner)
- Bottom Pole: BP799XX
- Bar Height Pole: BH799XX
- Hub: P-HUB799XX
- Hub Wire: P-HUBWIRE
- Finial: P-FINIAL799XX

Size	Lift	Tilt	Coupling	Pole Diam.	Application	Ship Via	Weight	Carton	Bottom Pole	Bar Height	Coverage
10x10'	Crank-Cable	Deluxe Auto	Threaded	1.5"	Residential	UPS	22 LBS	82x8x8"	32"	45"	96" Table



Solid Resin Hubs




Cast Metal Housing

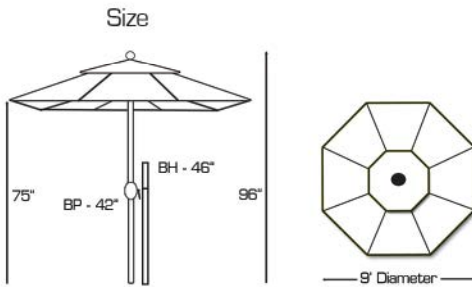


Threaded Coupling

636



MANUAL *Umbrella*[®]
TILT



Finishes

Bronze (MB)


Notes:

- * 1 year warranty, excluding wind damage
- * Tilts both left and right directions
- * Slide tilt button down to engage tilt
- * Fiberglass ribs bend and flex in wind
- * Solid resin hubs for increased durability
- * Nylon cord lift


Parts List:

- Frame Only: 636MBOO
- Canopy: 90-XX
- Ribs: P-RIB636MB
- Bottom Pole: BP636MB
- Bar Height Pole: BH636MB
- Hub: P-HUB636MB
- Hub Wire: P-HUBWIRE
- Finial: P-FINIAL636MB

Size	Lift	Tilt	Coupling	Pole Diam.	Application	Ship Via	Weight	Carton	Bottom Pole	Bar Height	Coverage
9'	Crank-Cord	Manual	Push Button	1.375"	Residential	UPS	16 LBS	58x7x7"	42"	46"	54" Table



Solid Resin Hubs




ABS Plastic Housing

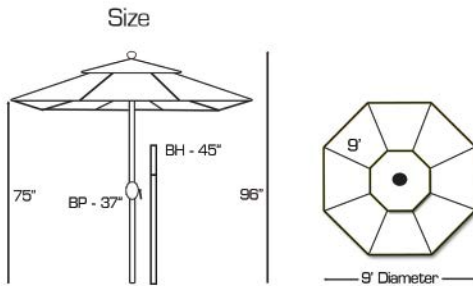


Push Button
Coupling

736



AUTO*Umbrella*[®]
TILT



Notes:

- * 2 year warranty, excluding wind damage
- * Crank clockwise to engage tilt
- * Fiberglass ribs bend and flex in wind
- * Steel cable lift; provides superior strength
- * Solid resin hubs for increased durability

Finishes

- Black (BK)
- Charcoal (CH)
- Bronze (MB)
- White (W)


Parts List

- Frame Only: 736XX00
- Canopy: 90-XX
- Ribs: P-RIB736XX
- Bottom Pole: BP736XX
- Bar Height Pole: BH736XX
- Hub: P-HUB736XX
- Hub Wire: P-HUBWIRE
- Finial: P-FINIAL736XX

Size	Lift	Tilt	Coupling	Pole Diam.	Application	Ship Via	Weight	Carton	Bottom Pole	Bar Height	Coverage
9'	Crank-Cable	Auto	Push Button	1.5"	Residential	UPS	16 LBS	62x7x7"	37"	45"	54" Table



Solid Resin Hubs



ABS Plastic Housing

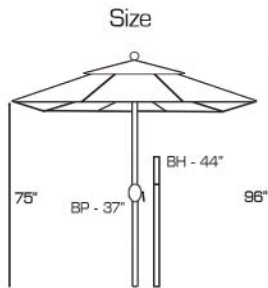


Fiberglass Ribs

936



LED
Umbrella®
AUTOTILT



Notes:

- * 2 year warranty, excluding wind damage
- * Low voltage, 80 lamps total (10 per rib)
- * Amber colored LED blend into landscape
- * Lamps are rated for 15,000 hours of use
- * 3 light options, "On", "Rotate", "Flash"
- * Steel cable lift provides superior strength
- * Solid resin hubs for increased durability
- * Low Voltage transformer and USB cable provided

Finishes

Antique Bronze (AB)

Black (BK)


Parts List:

- Frame Only: 936XX00
- Canopy: 90-XX
- Ribs: P-RIB936XX
- Bottom Pole: BP936XX
- Bar Height Pole: BH936XX
- Hub: P-HUB936XX
- Hub Wire: P-HUBWIRE
- Finial: P-FINIAL936XX
- Transformer: TFORMER



New USB Cable allows lights to be powered with USB Charger


Size	Lift	Tilt	Coupling	Pole Diam.	Application	Ship Via	Weight	Carton	Bottom Pole	Bar Height	Coverage
9'	Crank-Cable	Auto	Push Button	1.375"	Residential	UPS	17 LBS	63x7x7"	37"	44"	54" Table



Solid Resin Hubs



LED Light Controller



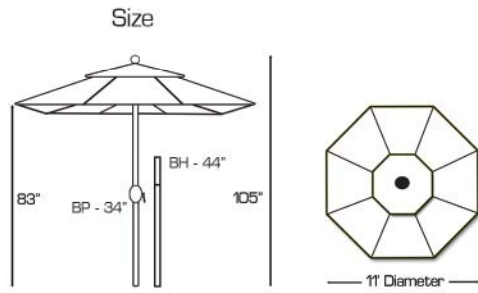
LED Lights (Amber)

986



11'

LED
Umbrella®
AUTOTILT



Notes:

- * 2 year warranty, excluding wind damage
- * Low voltage, 80 lamps total (10 per rib)
- * Amber colored LED blend into landscape
- * Lamps are rated for 15,000 hours of use
- * 3 light options, "On", "Rotate", "Flash"
- * Steel cable lift provides superior strength
- * Solid resin hubs for increased durability
- * Low Voltage transformer and USB cable provided

Finishes

Antique Bronze (AB)

Black (BK)




New USB Cable allows lights to be powered with USB Charger

Parts List:

- Frame Only: 986XX00
- Canopy: 11-XX
- Ribs: P-RIB986XX
- Bottom Pole: BP986XX
- Bar Height Pole: BH986XX
- Hub: P-HUB986XX
- Hub Wire: P-HUBWIRE
- Finial: P-FINIAL986XX
- Transformer: TFORMER


Size	Lift	Tilt	Coupling	Pole Diam.	Application	Ship Via	Weight	Carton	Bottom Pole	Bar Height	Coverage
11'	Crank-Cable	Auto	Push Button	1.5"	Residential	UPS	22 LBS	77x8x8"	34"	44"	72" Table



Solid Resin Hubs



LED Light Controller

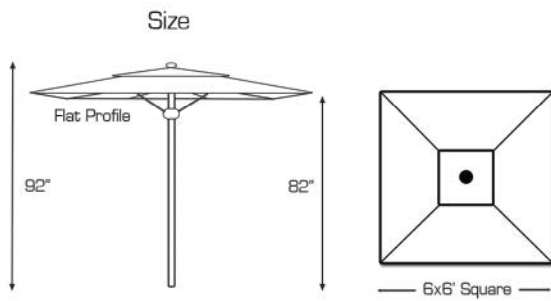
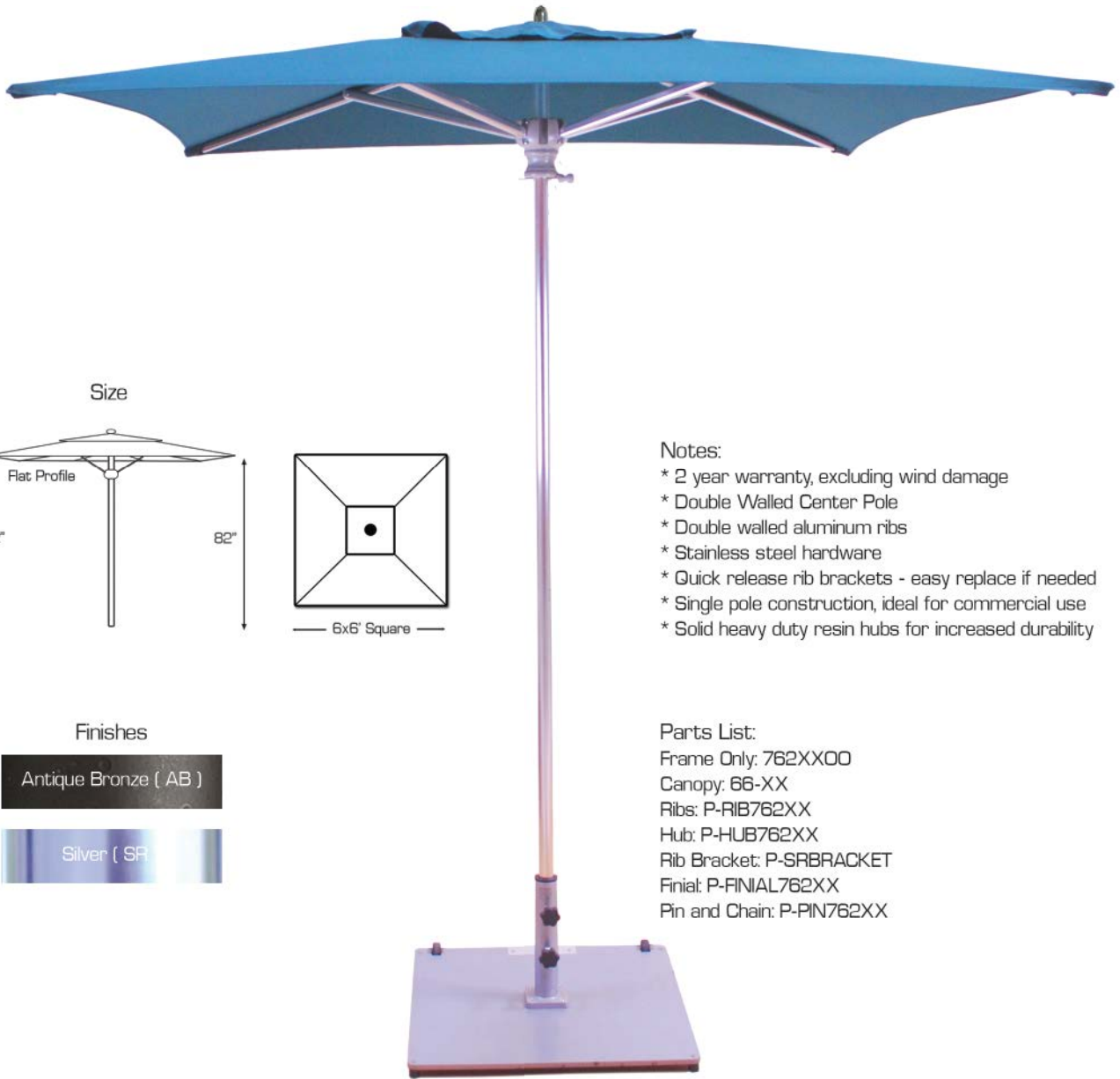


LED Lights (Amber)

762




6x6'



Notes:

- * 2 year warranty, excluding wind damage
- * Double Walled Center Pole
- * Double walled aluminum ribs
- * Stainless steel hardware
- * Quick release rib brackets - easy replace if needed
- * Single pole construction, ideal for commercial use
- * Solid heavy duty resin hubs for increased durability

Finishes



Parts List:

- Frame Only: 762XX00
- Canopy: 66-XX
- Ribs: P-RIB762XX
- Hub: P-HUB762XX
- Rib Bracket: P-SRBRACKET
- Finial: P-FINIAL762XX
- Pin and Chain: P-PIN762XX


Size	Lift	Tilt	Coupling	Pole Diam.	Application	Ship Via	Weight	Carton	Bottom Pole	Bar Height	Coverage
6x6'	Manual Lift	No Tilt	Single Pole	1.5"	Commercial Residential	* UPS	18 LBS	92x7x7"	N/A	N/A	42" Table



Heavy Duty Resin Hubs




Stainless Hardware

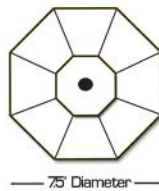
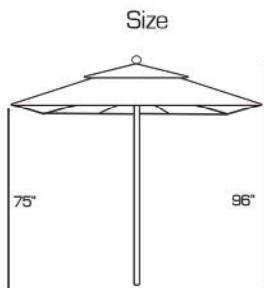


Single Pole

722



7.5'



Finishes

Antique Bronze (AB)

Silver (SR)

Notes:

- * 2 year warranty, excluding wind damage
- * Double walled aluminum ribs
- * Double walled main pole
- * Stainless steel hardware
- * Quick release rib brackets - easy replace if needed
- * Single pole construction, ideal for commercial use
- * Solid heavy duty resin hubs for increased durability

Parts List:

- Frame Only: 722XX00
- Canopy: 75-XX
- Ribs: P-RIB722XX
- Hub: P-HUB722XX
- Rib Brackets: P-SRBRACKET
- Finial: P-FINIAL722XX
- Pin and Chain: P-PIN722XX

Size	Lift	Tilt	Coupling	Pole Diam.	Application	Ship Via	Weight	Carton	Bottom Pole	Bar Height	Coverage
75'	Manual Lift	No Tilt	Single Pole	1.5"	Commercial Residential	UPS	20 LBS	92x8x8"	N/A	N/A	42" Table



Heavy Duty Resin Hubs




Stainless Hardware

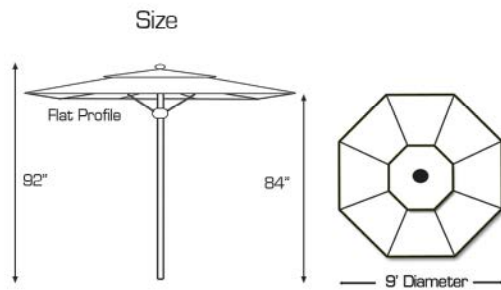


Single Pole

732



9'



Finishes

Antique Bronze (AB)

Silver (SF)

Notes:

- * 2 year warranty, excluding wind damage
- * Double walled center pole
- * Double walled aluminum ribs
- * Stainless steel hardware
- * Quick release rib brackets - easy replace if needed
- * Single pole construction, ideal for commercial use
- * Solid heavy duty resin hubs for increased durability

Parts List:

- Frame Only: 732XX00
- Canopy: 90-XX
- Ribs: P-RIB732XX
- Hub: P-HUB732XX
- Rib Brackets: P-SRBRACKETS
- Finial: P-FINAL732XX
- Pin and Chain: P-PIN732XX

Size	Lift	Tilt	Coupling	Pole Diam.	Application	Ship Via	Weight	Carton	Bottom Pole	Bar Height	Coverage
9'	Manual Lift	No Tilt	Single Pole	1.5"	Commercial Residential	UPS	22 LBS	92x8x8"	N/A	N/A	54" Table



Heavy Duty Resin Hubs



Stainless Hardware

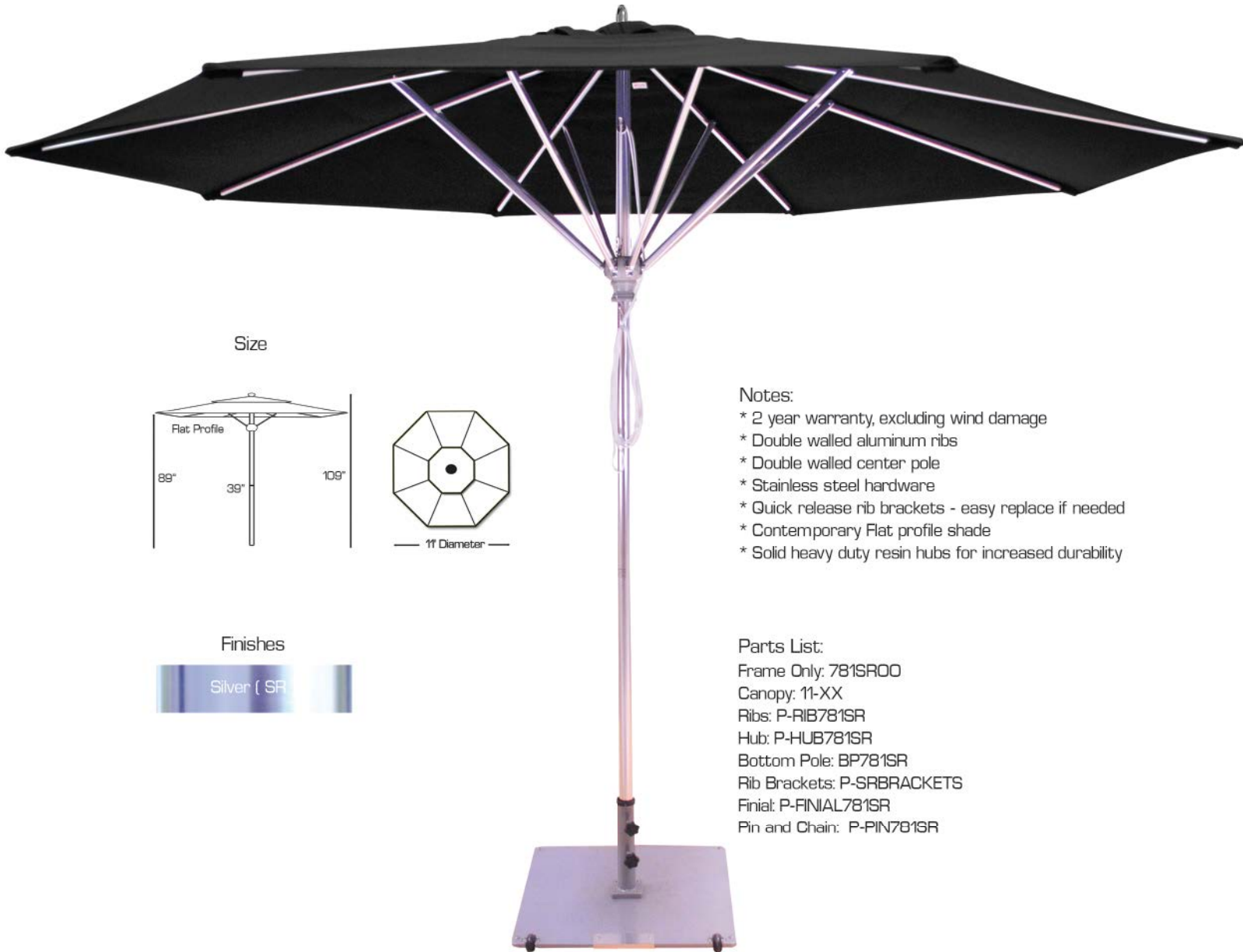


Single Pole

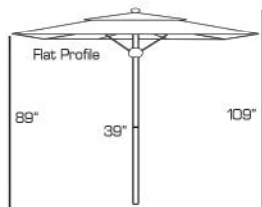
781



11'



Size



Notes:

- * 2 year warranty, excluding wind damage
- * Double walled aluminum ribs
- * Double walled center pole
- * Stainless steel hardware
- * Quick release rib brackets - easy replace if needed
- * Contemporary Flat profile shade
- * Solid heavy duty resin hubs for increased durability

Finishes



Parts List:

- Frame Only: 781SROO
- Canopy: 11-XX
- Ribs: P-RIB781SR
- Hub: P-HUB781SR
- Bottom Pole: BP781SR
- Rib Brackets: P-SRBRACKETS
- Finial: P-FINIAL781SR
- Pin and Chain: P-PIN781SR


Size	Lift	Tilt	Coupling	Pole Diam.	Application	Ship Via	Weight	Carton	Bottom Pole	Bar Height	Coverage
11'	Four Pulley	No Tilt	Threaded	1.75"	Commercial Residential	UPS	23 LBS	72x7x7"	39"	N/A	72" Table



Heavy Duty Resin Hubs



Stainless Hardware



Threaded Coupling

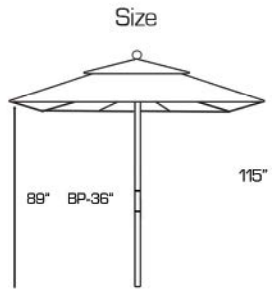
791



13'

GALTECH
CONTRACT

NEW



Finishes

Silver (SF)

Notes:

- * 2 year warranty, excluding wind damage
- * Double walled aluminum ribs
- * Double walled center pole
- * Stainless steel hardware
- * Quick release rib brackets - easy replace if needed
- * Contemporary Flat profile shade
- * Solid heavy duty resin hubs for increased durability

Parts List:

- Frame Only: 791SROO
- Canopy: 13-XXDWV
- Ribs: P-RIB791SR
- Hub: P-HUB791SR
- Finial: P-FINIAL791SR
- Pulleys: P-PULLEYS791SR
- Pin and Chain: P-PIN791SR


Size	Lift	Pole Diam.	Coupling	Application	Ship Via	Weight	Carton	Bottom Pole	Bar Height	Coverage
13'	4 Pulley Lift	1.75"	Threaded	Commercial Residential	UPS	26 LBS	80X10X10"	36"	N/A	Free Stand



Heavy Duty Resin Hubs




Stainless Hardware

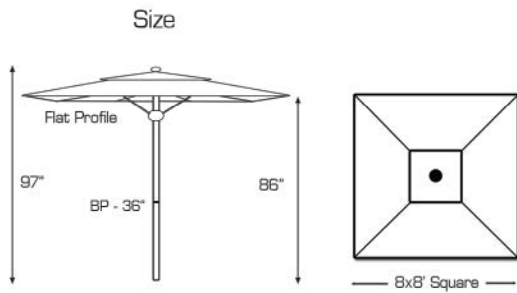
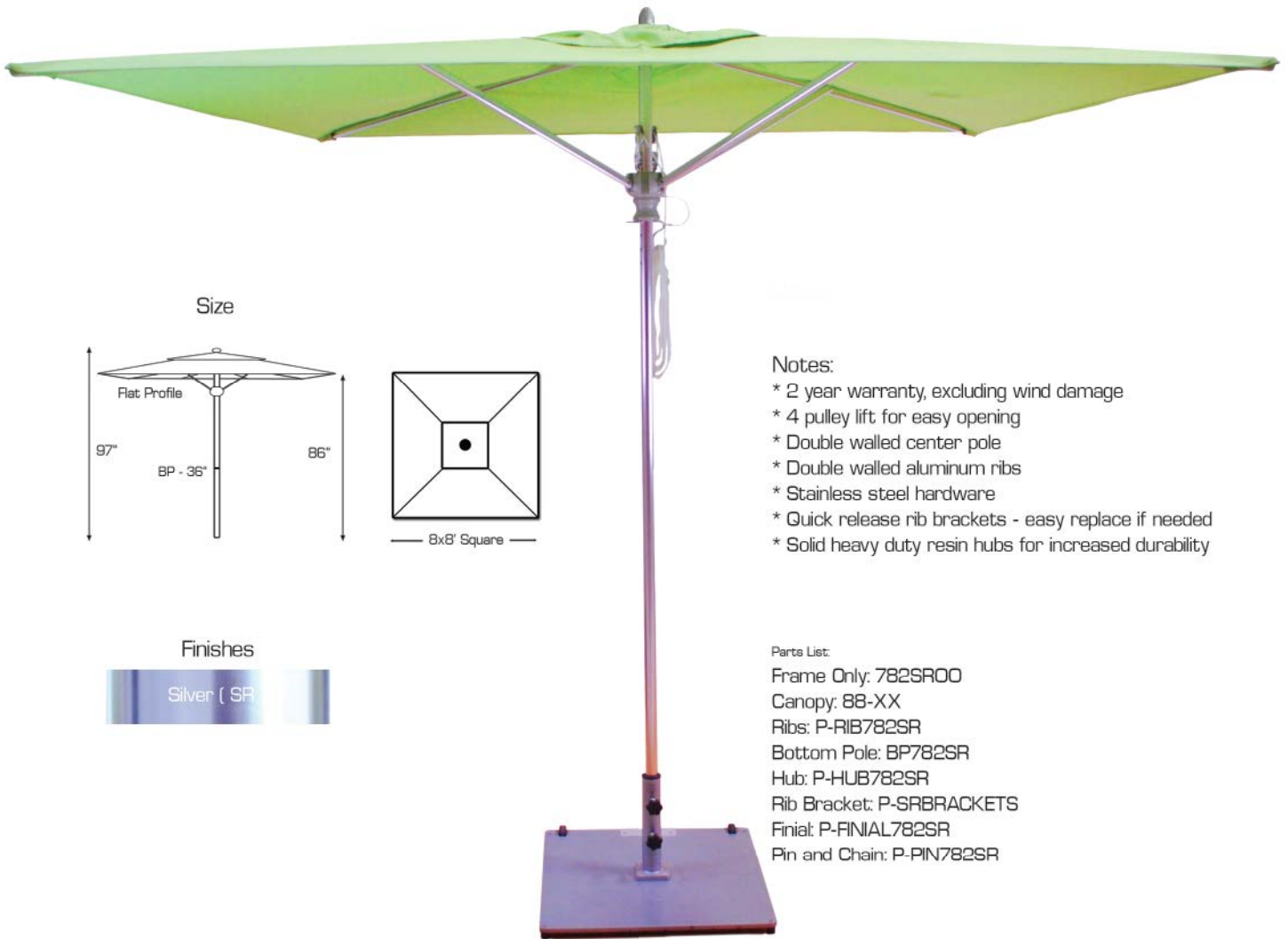


Single Pole

782



8x8'




Notes:

- * 2 year warranty, excluding wind damage
- * 4 pulley lift for easy opening
- * Double walled center pole
- * Double walled aluminum ribs
- * Stainless steel hardware
- * Quick release rib brackets - easy replace if needed
- * Solid heavy duty resin hubs for increased durability

Parts List:

- Frame Only: 782SROO
- Canopy: 88-XX
- Ribs: P-RIB782SR
- Bottom Pole: BP782SR
- Hub: P-HUB782SR
- Rib Bracket: P-SRBRACKETS
- Finial: P-FINIAL782SR
- Pin and Chain: P-PIN782SR

Size	Lift	Tilt	Coupling	Pole Diam.	Application	Ship Via	Weight	Carton	Bottom Pole	Bar Height	Coverage
8X8'	Four Pulley	No Tilt	Threaded	15"	Commercial Residential	UPS	23 LBS	70x7x7"	36"	N/A	84" Table



Heavy Duty Resin Hubs



Stainless Hardware

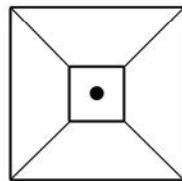
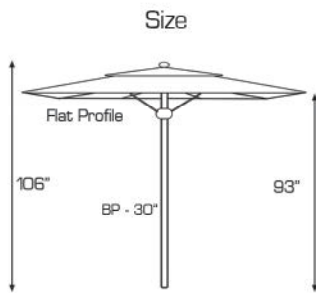


Threaded Coupling

792



10x10'



10x10' Square
Actual Size: 9'2" x 9'2"

Notes:

- * 2 year warranty, excluding wind damage
- * Double walled aluminum ribs
- * Stainless steel hardware
- * Quick release rib brackets - easy replace if needed
- * 4 pulley lift for easy open
- * Solid heavy duty resin hubs for increased durability
- * Actual size when measured side to side is 9' 2"

Finishes




Parts List:

- Frame Only: 792SROO
- Canopy: 10-XX
- Ribs: P-RIB792SR (Multiple rib sizes, specify corner or side)
- Bottom Pole: BP792SR
- Hub: P-HUB792SR
- Rib Brackets: P-SRBRACKETS
- Finial: P-FINIAL792SR
- Pin and Chain: P-PIN792SR
- Pulleys: P-PULLEYS792SR

Size	Lift	Tilt	Coupling	Pole Diam.	Application	Ship Via	Weight	Carton	Bottom Pole	Bar Height	Coverage
10x10'	4 Pulley Lift	No Tilt	Threaded	1.75"	Commercial Residential	UPS	32 LBS	84x8x8"	30"	N/A	96" Table

Note: Due to the length of the ribs, the 792 model is a free standing umbrella. The ribs will not clear the height of a table.



Heavy Duty Resin Hubs



Stainless Hardware

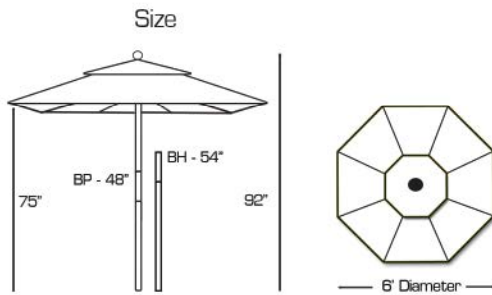
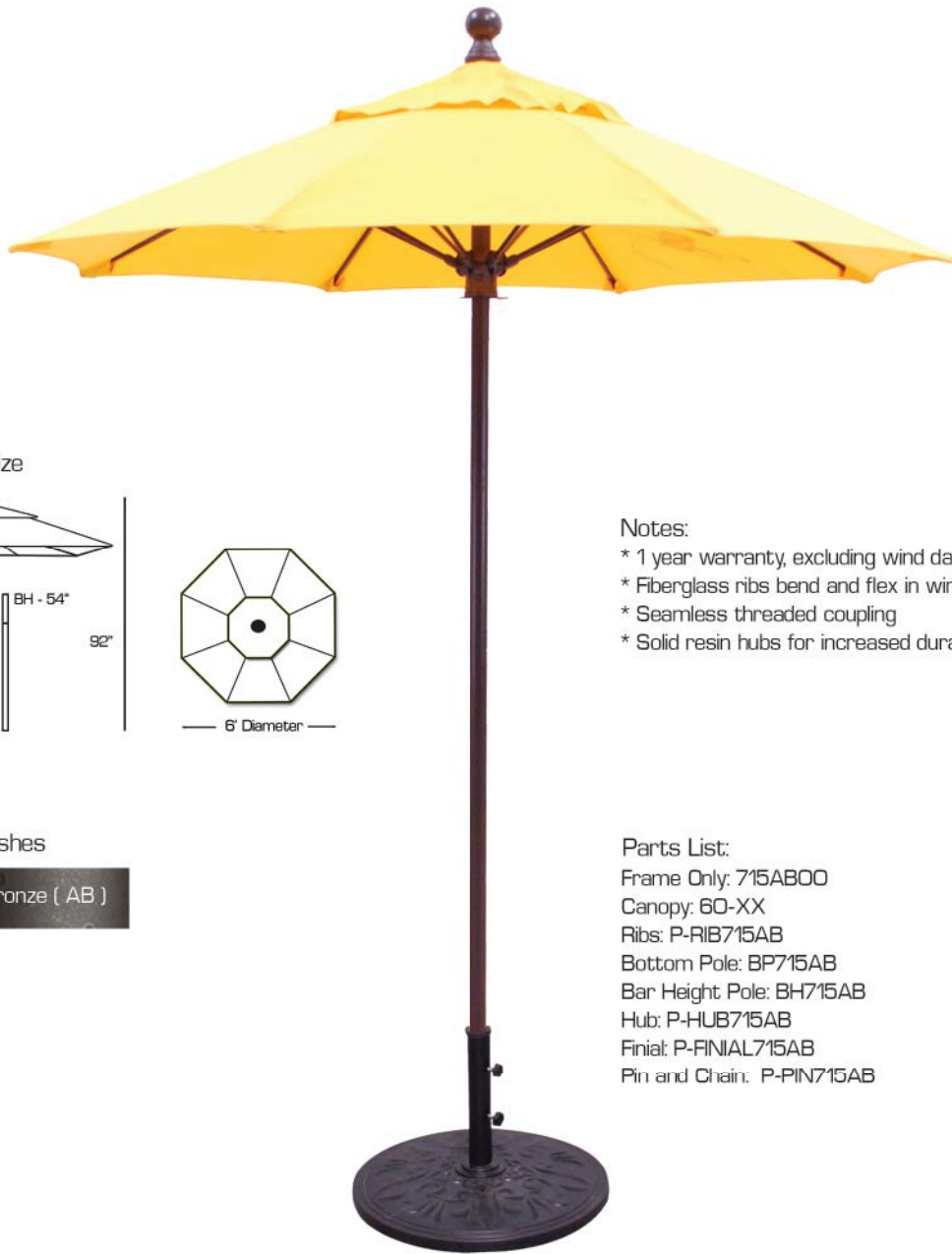


Threaded Coupling

715



6'



Finishes

Antique Bronze (AB)


Notes:

- * 1 year warranty, excluding wind damage
- * Fiberglass ribs bend and flex in wind
- * Seamless threaded coupling
- * Solid resin hubs for increased durability

Parts List:

- Frame Only: 715AB00
- Canopy: 60-XX
- Ribs: P-RIB715AB
- Bottom Pole: BP715AB
- Bar Height Pole: BH715AB
- Hub: P-HUB715AB
- Finial: P-FINIAL715AB
- Pin and Chain: P-PIN715AB


Size	Lift	Tilt	Coupling	Pole Diam.	Application	Ship Via	Weight	Carton	Bottom Pole	Bar Height	Coverage
6'	Manual Lift	No Tilt	Threaded	1.5"	Commercial Residential	UPS	12 LBS	49x7x7"	48"	54"	36" Table



Solid Resin Hubs



Fiberglass Ribs

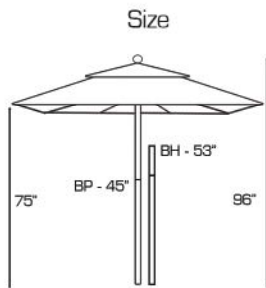


Threaded Coupling

725



7.5'



Notes:

- * 1 year warranty, excluding wind damage
- * Fiberglass ribs bend and flex in wind
- * Seamless coupling conceals connection
- * Solid resin hubs for increased durability


Finishes

- Antique Bronze (AB)
- Black (BK)
- White (W)

Parts List:

- Frame Only: 725XX00
- Canopy: 75-XX
- Ribs: P-RIB725XX
- Bottom Pole: BP725XXX
- Bar Height Pole: BH725XX
- Hub: P-HUB725XX
- Hub Wire: P-HUBWIRE
- Finial: P-FINIAL725XX
- Pin and Chain: P-PIN725XX


Size	Lift	Tilt	Coupling	Pole Diam.	Application	Ship Via	Weight	Carton	Bottom Pole	Bar Height	Coverage
75'	Manual Lift	No Tilt	Threaded	1.5"	Commercial Residential	UPS	13 LBS	56x7x7"	45"	53"	46" Table



Solid Resin Hubs



Fiberglass Ribs

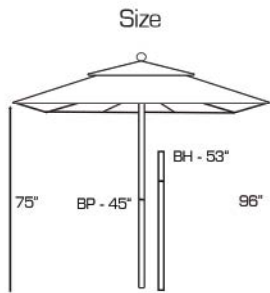


Threaded Coupling

735



9'



Notes:

- * 1 year warranty, excluding wind damage
- * Fiberglass ribs bend and flex in wind
- * Seamless coupling conceals connection
- * Solid resin hubs for increased durability

Finishes

- Antique Bronze (AB)
- Black (BK)
- White (W)

Parts List:

- Frame Only: 735XX00
- Canopy: 90-XX
- Ribs: P-RIB735XX
- Bottom Pole: BP735XX
- Bar Height Pole: BH735XX
- Hub: P-HUB735XX
- Hub Wire: P-HUBWIRE
- Finial: P-FINIAL735XX
- Pin and Chain: P-PIN735XX


Size	Lift	Tilt	Coupling	Pole Diam.	Application	Ship Via	Weight	Carton	Bottom Pole	Bar Height	Coverage
9'	Manual Lift	No Tilt	Threaded	1.5"	Commercial Residential	UPS	14 LBS	56x7x7"	45"	53"	54" Table



Solid Resin Hubs



Fiberglass Ribs

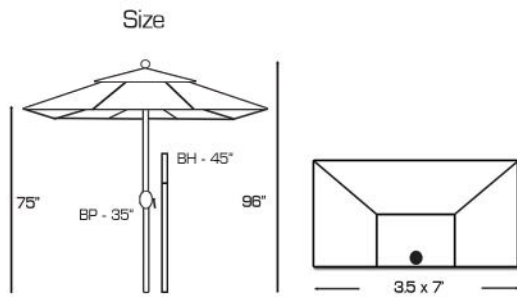


Threaded Coupling

772



3.5x7'



Finishes
 Antique Bronze (AB)

Notes:

- * 1 year warranty, excluding wind damage
- * Designed for balconies, condos, cafes
- * May be mounted flush against a wall
- * Solid resin hubs for increased durability
- * Works best when paired with O4OSQ base
- * Solid metal crank housing
- * Sturdy threaded coupling

Parts List:

- Frame Only: 772AB00
- Canopy: 77-XX
- Ribs: P-RIB772AB (Multiple Rib Sizes, specify corner or end)
- Bottom Pole: BP772AB
- Bar Height Pole: BH772AB
- Hub: P-HUB772AB
- Hub Wire: P-HUBWIRE
- Finial: P-FINIAL772AB


Size	Lift	Tilt	Coupling	Pole Diam.	Application	Ship Via	Weight	Carton	Bottom Pole	Bar Height	Coverage
3.5x7'	Crank - Cable	No Tilt	Threaded	1.5"	Commercial Residential	UPS	16 LBS	62x7x7"	35"	45"	42" Table



Solid Resin Hubs



Cast Metal Housing

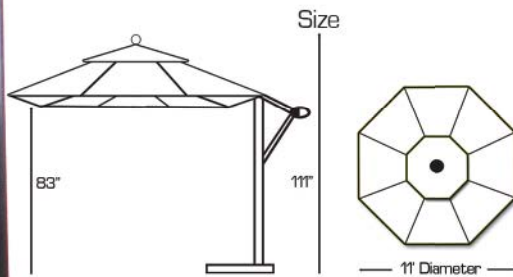



Threaded Coupling

887

11'

cantilever



Notes:

- * 2 year warranty, excluding wind damage
- * Easy Lift - Raise and lift main cantilever arm in one easy motion
- * Easy Tilt - Tilt in both directions by simply rotating tilt wheel
- * Durable fillable ABS base, we recommend to fill with gravel
- * Retractable Wheels for mobility
- * Rests on rubber feet when in use
- * Tool to retract and lower wheels is supplied

Finishes


- Antique Bronze (AB)
- Black (BK)

Parts List:

- Frame Only: 887XX00
- Canopy: 11-XX
- Ribs: P-RIB887XX
- U Rib: P-URIB887XX
- Base: BASE887XX
- Tilt Wheel: P-TILTWHEEL
- Hub: P-HUB887XX
- Hub Wire: P-HUBWIRE
- Finial: P-FINIAL887XX
- Ratchet Tool: P-RATCHET
- Mounting Plate: P-MOUNTPLATE
- Base Hardware: P-BASEHARDWARE

Size	Lift	Tilt	Pole Diam.	Application	Ship Via	Frame	Base	Carton	Base Filled	Coverage
11'	Easy Lift	Easy Tilt Wheel	4x3"	Residential	Truck	115 LBS	80 LBS	108x20x9" 50x48x8" (Base)	175 LBS (Sand / Gravel)	72" Table

* Requires additional shipping charges due to oversized shipment



Double Walled Ribs



Easy Tilt Wheel

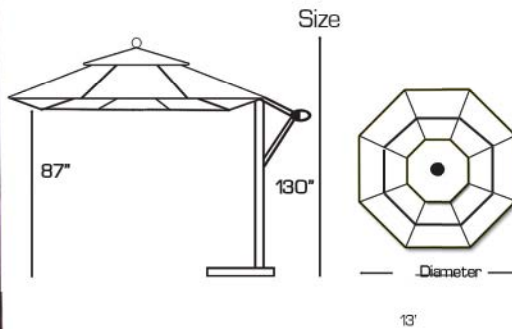



Easy Lift

899

13'

cantilever



Finishes

- Antique Bronze (AB)
- Black (BK)

Notes:

- * 2 year warranty, excluding wind damage
- * Easy Lift - Raise and lift main cantilever arm in one easy motion
- * Easy Tilt - Tilt in both directions by simply rotating tilt wheel
- * Durable ABS base fillable, we recommend to fill with gravel
- * Retractable Wheels for mobility
- * Rests on rubber feet when in use
- * Tool to retract and lower wheels is supplied
- * All 13' canopies are double wind vent

Parts List:

- Frame Only: 899XX00
- Canopy: 13-XXDV
- Ribs: P-RIB8899XX
- U Rib: P-URIB8889XX
- Base: BASE8899XX
- Tilt Wheel: P-TILTWHEEL
- Hub: P-HUB8889XX
- Finial: P-FINIAL8889XX
- Ratchet Tool: P-RATCHET
- Mounting Plate: P-MOUNTPLATE
- Base Hardware: P-BASEHARDWARE

Size	Lift	Tilt	Pole Diam.	Application	Ship Via	Frame	Base	Carton	Base Filled	Coverage
13'	Easy Lift	Easy Tilt Wheel	4x3"	Residential	Truck	125 LBS	85 LBS	12'x25x9" 48x40x15" (Base)	175 LBS (Sand / Gravel)	96" Table


All canopies on the 899 cantilever are double wind vent.



Double Walled Ribs



Easy Tilt Wheel



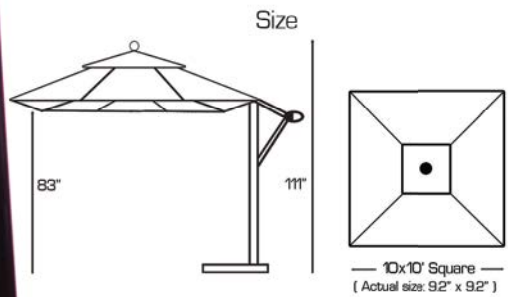
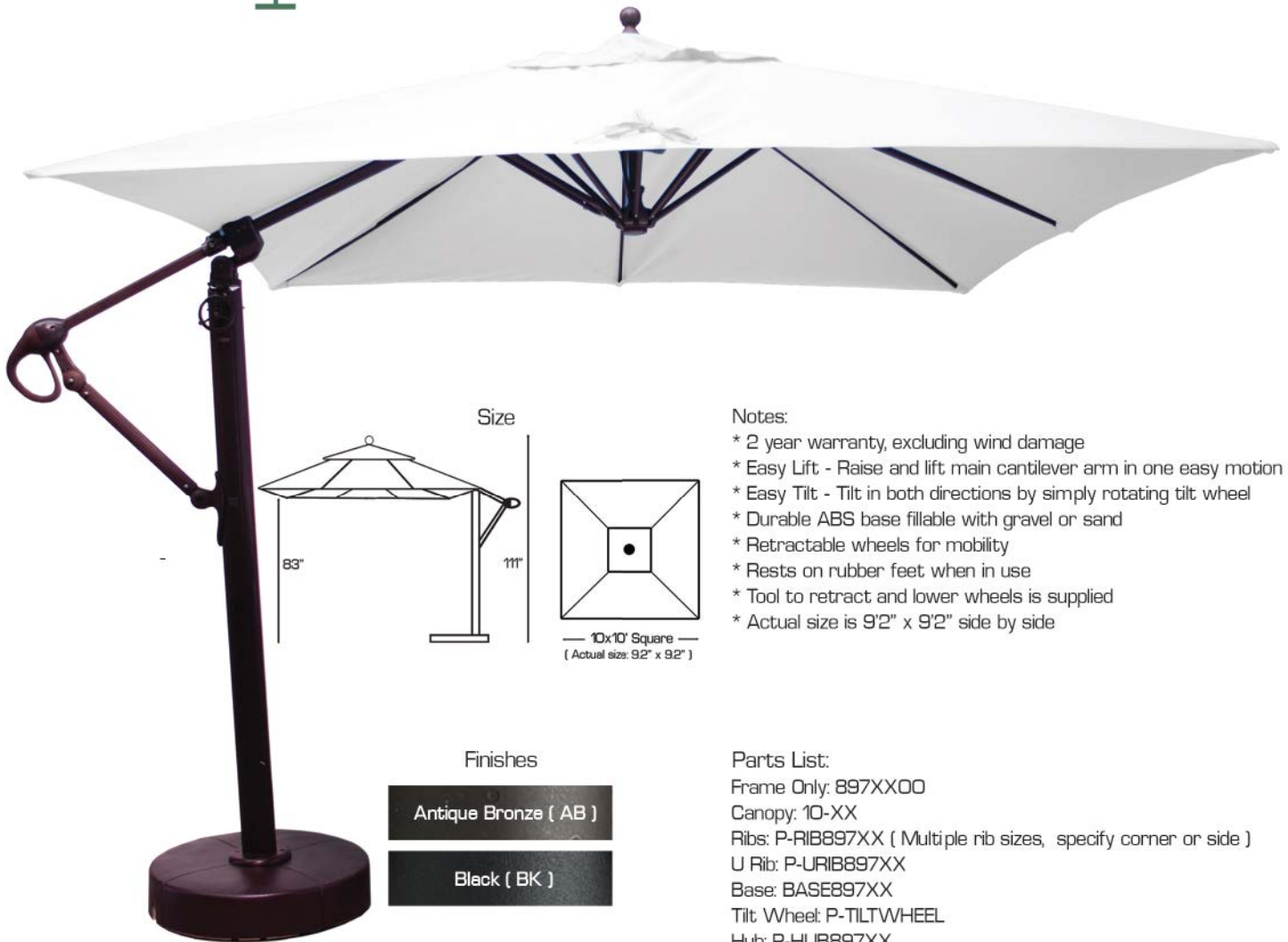
Easy Lift

897



10x10'

cantilever



- Notes:
- * 2 year warranty, excluding wind damage
 - * Easy Lift - Raise and lift main cantilever arm in one easy motion
 - * Easy Tilt - Tilt in both directions by simply rotating tilt wheel
 - * Durable ABS base fillable with gravel or sand
 - * Retractable wheels for mobility
 - * Rests on rubber feet when in use
 - * Tool to retract and lower wheels is supplied
 - * Actual size is 9'2" x 9'2" side by side

- Finishes
- Antique Bronze (AB)
 - Black (BK)

- Parts List:
- Frame Only: 897XX00
 - Canopy: 10-XX
 - Ribs: P-RIB897XX (Multiple rib sizes, specify corner or side)
 - U Rib: P-URIB897XX
 - Base: BASE897XX
 - Tilt Wheel: P-TILTWHEEL
 - Hub: P-HUB897XX
 - Hub Wire: P-HUBWIRE
 - Finial: P-FINIAL897XX
 - Ratchet Tool: P-RATCHET
 - Mounting Plate: P-MOUNTPLATE
 - Base Hardware: P-BASEHARDWARE

Size	Lift	Tilt	Pole Diam.	Application	Ship Via	Frame	Base	Carton	Base Filled	Coverage
10x10'	Easy Lift	Easy Tilt Wheel	4x3"	Residential	Truck	90 LBS	99 LBS	108x20x9" 50x48x8" (Base)	175 LBS (Sand / Gravel)	120" Table

* Requires additional shipping charges due to oversized shipment

Note: 10x10' size is measured from rib to finial to opposite rib



Double Walled Ribs




Easy Tilt Wheel

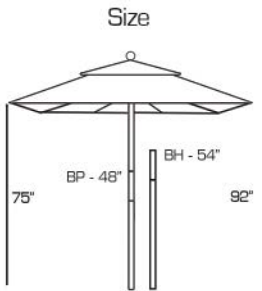
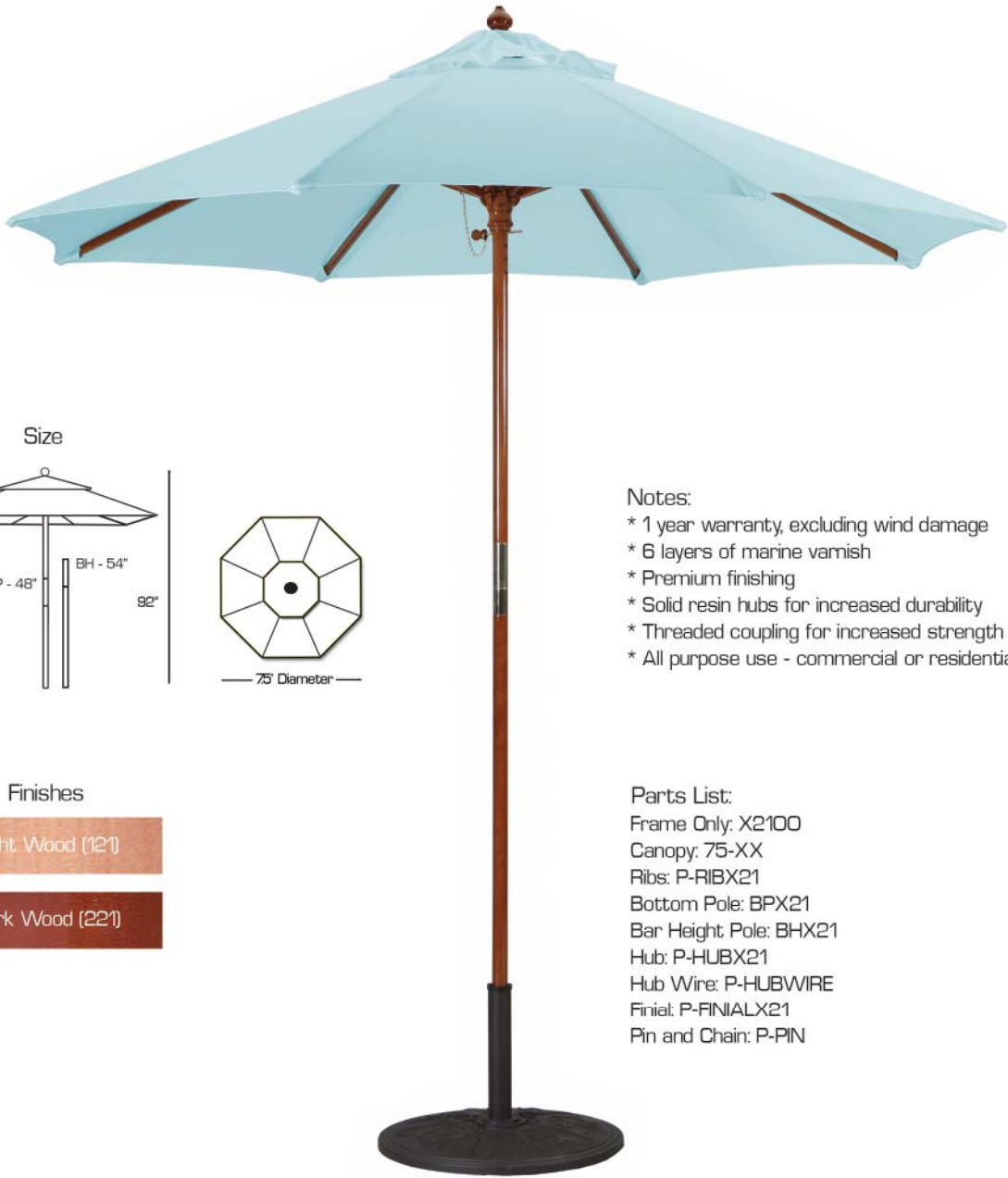


Easy Lift

121/221



7.5'



- Notes:
- * 1 year warranty, excluding wind damage
 - * 6 layers of marine varnish
 - * Premium finishing
 - * Solid resin hubs for increased durability
 - * Threaded coupling for increased strength
 - * All purpose use - commercial or residential

Finishes


- Light Wood (121)
- Dark Wood (221)

- Parts List:
- Frame Only: X2100
 - Canopy: 75-XX
 - Ribs: P-RIBX21
 - Bottom Pole: BPX21
 - Bar Height Pole: BHX21
 - Hub: P-HUBX21
 - Hub Wire: P-HUBWIRE
 - Finial: P-FINIALX21
 - Pin and Chain: P-PIN

Size	Lift	Pole Diam.	Coupling	Application	Ship Via	Weight	Carton	Bottom Pole	Bar Height	Coverage
7.5'	Manual Lift	1.375"	Threaded	Commercial Residential	UPS	13 LBS	49x7x7"	48"	54"	42" Table



Solid Resin Hubs




Premium Finish

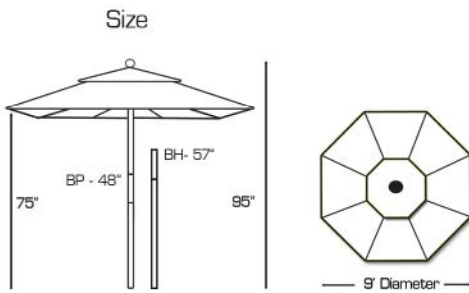


Threaded Coupling

131



9'



Finishes

Light Wood (131)

- Notes:**
- * 1 year warranty, excluding wind damage
 - * 6 layers of marine varnish
 - * Premium finishing
 - * Solid resin hubs for increased durability
 - * Straight coupling
 - * All purpose use - commercial or residential

- Parts List:**
- Frame Only: 13100
 - Canopy: 90-xx
 - Ribs: P-RIB131
 - Bottom Pole: BP131
 - Bar Height Pole: BH131
 - Hub: P-HUB131
 - Hub Wire: P-HUBWIRE
 - Finial: P-FINIAL131
 - Pin and Chain: P-PIN131

Size	Lift	Pole Diam.	Coupling	Application	Ship Via	Weight	Carton	Bottom Pole	Bar Height	Coverage
9'	Manual Lift	1.5"	Straight	Commercial Residential	UPS	18 LBS	57x7x7"	48"	57"	54" Table



Solid Resin Hubs




Premium Finish

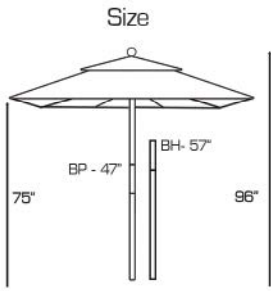


Straight Coupling

132/232



9'



Finishes

Light Wood (132)

Dark Wood (232)

Notes:

- * 1 year warranty, excluding wind damage
- * 6 layers of marine varnish
- * Premium finishing
- * 2 pulley lift - nylon cord
- * Solid resin hubs for increased durability
- * Threaded coupling for increased strength
- * All purpose use - commercial or residential


Parts List:

- Frame Only: X3200
- Canopy: 90-XX
- Ribs: P-RIBX32
- Bottom Pole: BPX32
- Bar Height Pole: BHX32
- Hub: P-HUBX32
- Hub Wire: P-HUBWIRE
- Finial: P-FINIALX32
- Pin and Chain: P-PIN
- Pulleys: P-PULLEYSX32

Size	Lift	Pole Diam.	Coupling	Application	Ship Via	Weight	Carton	Bottom Pole	Bar Height	Coverage
9'	2 Pulley Lift	1 1/2"	Threaded	Commercial Residential	UPS	18 LBS	57x7x7"	47"	57"	54" Table



Solid Resin Hubs




Two Pulley Lift

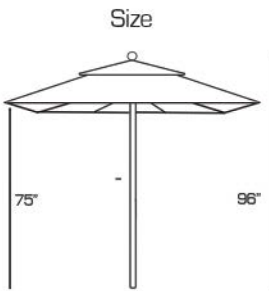


Threaded Coupling

136



9'



Finishes

Light Wood


- Notes:
- * 1 year warranty, excluding wind damage
 - * 6 layers of marine varnish
 - * Premium finishing
 - * Solid resin hubs for increased durability
 - * Single pole is ideal for commercial usage
 - * All purpose use - commercial or residential

- Parts List
- Frame Only: 13600
 - Canopy: 90-XX
 - Ribs: P-RIB136
 - Hub: P-HUB136
 - Hub Wire: P-HUBWIRE
 - Finial: P-FINIAL136
 - Pin and Chain: P-PIN136


Size	Lift	Pole Diam.	Coupling	Application	Ship Via	Weight	Carton	Bottom Pole	Bar Height	Coverage
9'	Manual Lift	15"	Single Pole	Commercial Residential	UPS	18 LBS	96x7x7"	N/A	N/A	54" Table



Solid Resin Hubs



Stainless Pin

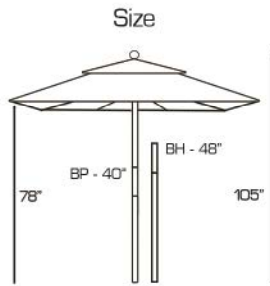


Single Pole

183



11'



Finishes




Notes:

- * 1 year warranty, excluding wind damage
- * 6 layers of marine varnish
- * Premium finishing
- * 4 Pulley lift for easy open
- * Solid resin hubs for increased durability
- * Threaded coupling
- * All purpose use - commercial or residential


Parts List:

- Frame Only: 18300
- Canopy: 11-xx
- Ribs: P-RIB183
- Bottom Pole: BP183
- Bar Height Pole: BH183
- Hub: P-HUB183
- Hub Wire: P-HUBWIRE
- Finial: P-FINIAL183
- Pin and Chain: P-PIN183
- Pulleys: P-PULLEYS183

Size	Lift	Pole Diam.	Coupling	Application	Ship Via	Weight	Carton	Bottom Pole	Bar Height	Coverage
11'	4 Pulley Lift	1.75"	Threaded	Commercial Residential	UPS	27 LBS	69x8x8"	40"	48"	72" Table



Solid Resin Hubs



Four Pulley Lift



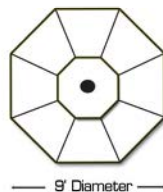
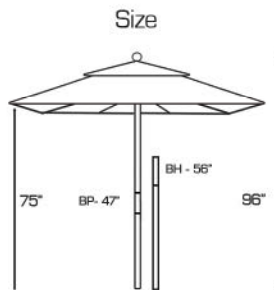
Threaded Coupling

531

9'



African Teak Wood



Finishes




Notes:

- * 1 year warranty, excluding wind damage
- * Teak is lightly sealed
- * Four pulley lift for easy opening
- * Threaded coupling for easy connection
- * Independent rib brackets for easy replacement
- * Contemporary stainless steel hardware
- * New Designer style hubs

Parts List:

- Frame Only: 531TK00
- Canopy: 90-XX
- Ribs: P-RIB531TK
- Hub: P-HUB531TK
- Finial: P-FINIAL531TK
- Pulleys: P-PULLEYS531TK
- Pin and Chain: P-PIN531TK


Size	Lift	Pole Diam.	Coupling	Application	Ship Via	Weight	Carton	Bottom Pole	Bar Height	Coverage
9'	4 Pulley Lift	1 1/2"	Threaded	Commercial Residential	UPS	25 LBS	57x8x8"	47"	56"	54" Table



Designer Hubs
(Solid Resin)



Four Pulley Lift



Threaded Coupling

532



9'



Finishes



Notes:

- * 1 year warranty, excluding wind damage
- * Teak is lightly sealed
- * Four pulley lift for easy opening
- * New Threaded Coupling Design
- * Independent rib brackets for easy replacement
- * Contemporary stainless steel hardware

Parts List:

- Frame Only: 532TK00
- Canopy: 90-XX
- Ribs: P-RIB532TK
- Hub: P-HUB532TK
- Finial: P-FINIAL532TK
- Pulleys: P-PULLEYS532TK
- Pin and Chain: P-PIN532TK
- Bottom Pole: BP532TK
- Bar Height Pole: BH532TK


Size	Lift	Pole Diam.	Coupling	Application	Ship Via	Weight	Carton	Bottom Pole	Bar Height	Coverage
9'	4 Pulley Lift	1.5"	Threaded	Commercial Residential	UPS	25 LBS	57x8x8"	47"	56"	54" Table



Designer Hubs
(Solid Resin)




Four Pulley Lift



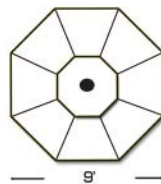
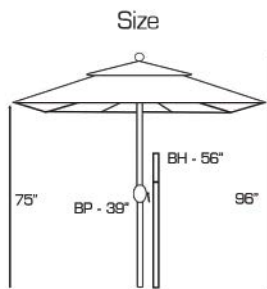
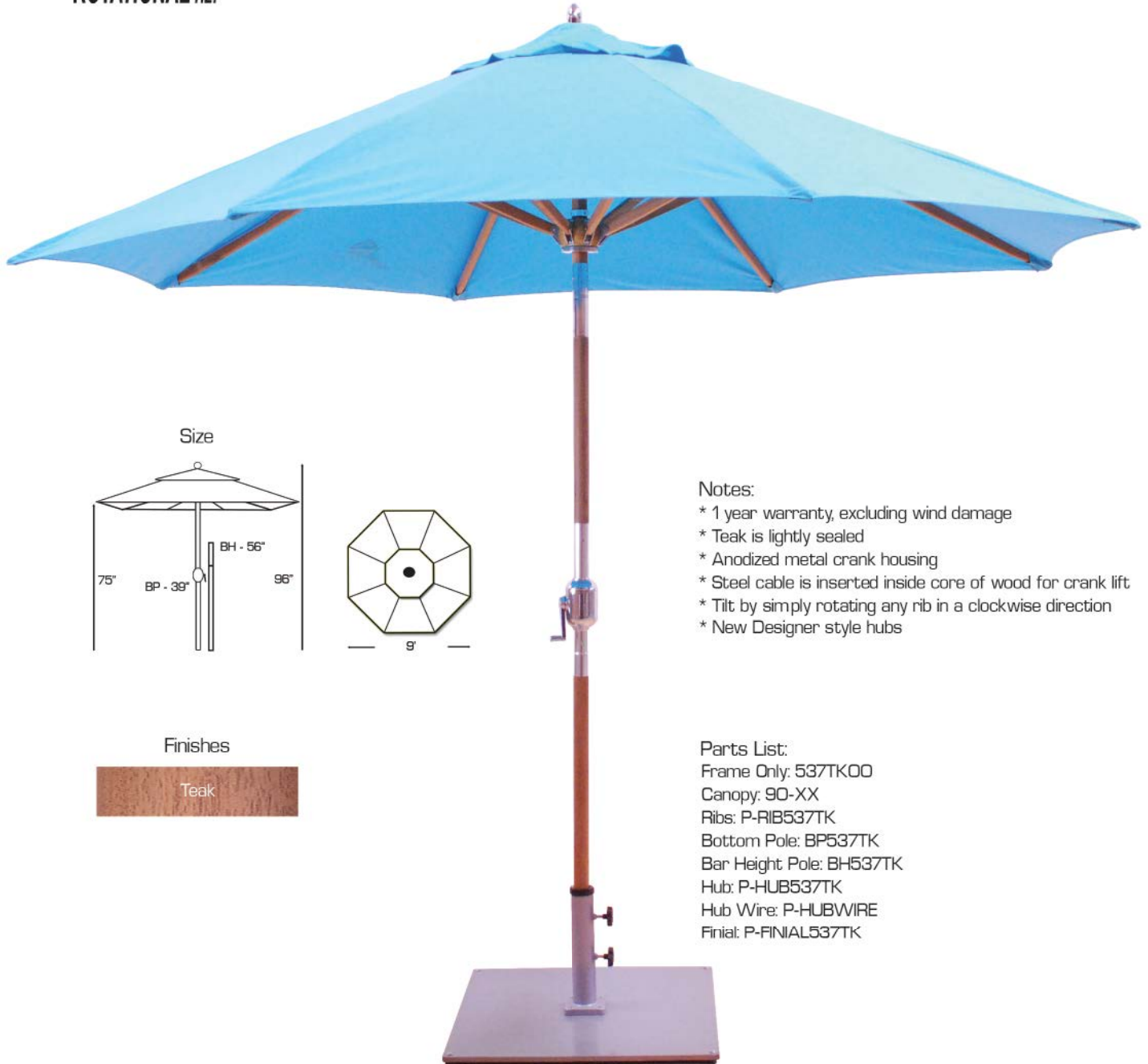
Threaded Coupling

537



9'

ROTATIONAL Umbrella®
TILT



Finishes



Notes:

- * 1 year warranty, excluding wind damage
- * Teak is lightly sealed
- * Anodized metal crank housing
- * Steel cable is inserted inside core of wood for crank lift
- * Tilt by simply rotating any rib in a clockwise direction
- * New Designer style hubs

Parts List:

- Frame Only: 537TK00
- Canopy: 90-XX
- Ribs: P-RIB537TK
- Bottom Pole: BP537TK
- Bar Height Pole: BH537TK
- Hub: P-HUB537TK
- Hub Wire: P-HUBWIRE
- Finial: P-FINIAL537TK

Size	Lift	Tilt	Pole Diam.	Coupling	Application	Ship Via	Weight	Carton	Bottom Pole	Bar Height	Coverage
9'	Crank - Cable	Rotational	1 1/2"	Push Button	Residential	UPS	20 LBS	63x7x7"	39"	56"	54" Table



Designer Hubs
(Solid Resin)



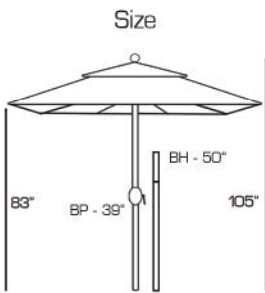
Metal Crank Housing



Push Button Coupling

587

11'



Finishes



Notes:

- * 1 year warranty, excluding wind damage
- * Teak is lightly sealed
- * Solid zinc metal crank housing
- * Steel cable is inserted inside core of wood for crank lift
- * Safety release button on housing locks umbrella in open position
- * New Designer style hubs

Parts List:

- Frame Only: 587TK00
- Canopy: 11-XX
- Ribs: P-RIB587TK
- Bottom Pole: BP537TK
- Bar Height Pole: BH587TK
- Hub: P-HUB587TK
- Hub Wire: P-HUBWIRE
- Finial: P-FINIAL587TK


Size	Lift	Pole Diam.	Coupling	Application	Ship Via	Weight	Carton	Bottom Pole	Bar Height	Coverage
11'	Crank - Cable	1.75"	Threaded	Residential	UPS	32 LBS	75x8x8"	39"	50"	72" Table



Designer Hubs
(Solid Resin)




Metal Crank Housing



Threaded Coupling

Bases



Base	Size	Weight	Tube Diameter	Material
O4OSQ	13x22" Rectangle	40 LBS	1.75"	Steel
O6OSQ	21" Square	60 LBS	1.75"	Steel
O85SQ	24" Square	85 LBS	1.75"	Steel



O4OSQ - Half Wall Base
Tube is located on edge of base

Steel Plate



Notes:

- * 1 year warranty, excluding wind damage
- * Steel Plate is coated with anti rust primer
- * Heavy duty mounting plate is ideal for commercial use
- * Stainless steel hardware
- * Stainless foot plate on wheel base for easy portability
- * 24" optional extension tube provides increased stability
- * All bases can hold up to 1.75" diameter pole by removing bushings on base tube
- * Rubber wheels on O95SQ model
- * O4OSQ is designed to be paired with 772 Half Wall umbrella
- * All purpose use - commercial or residential
- * All bases have rubber feet to prevent surface to metal contact



Heavy Duty
Mounting Plate



24" Extension Tube
Ideal for commercial use

Wheels

Base	Size	Weight	Tube Diameter	Material
O95SQ	26x26" Square	95 LBS	1.75"	Steel



Rubber wheels



Cast Iron



Base	Size	Weight	Tube Diameter	Material
O40ED	18" Diameter	40 LBS	1.75"	Cast Iron
O75ED	24" Diameter	75 LBS	1.75"	Cast Iron



Long Tube
12.25"



Short Tube
7.25"




Notes:

- * All Cast Iron bases have protective feet on bottom of base
- * All Cast Iron bases ship with both a long and short tube inside the box
- * Galtech recommends a minimum 75 lb. base for all free standing applications
- * Anti rust primer is applied to all bases
- * All bases can hold up to 1.75" diameter pole by removing bushings on base tube
- * Bottom thumb screw alligns with hole in bottom pole of umbrella to secure umbrella



Quick Ship Fabrics



A
&
B
G
r
a
d
e




#80 Sesame Linen
8318 A Grade



#82 Dolce Oasis
56001 A Grade




#83 Milano Char
56079 A Grade



#84 Straw Linen
8314 A Grade



#85 Stone Linen
8319 A Grade



#87 Champagne Liner
8300 A Grade



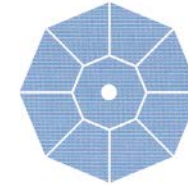
#44 Granite
5402 B Grade




#45 Buttercup
5438 B Grade




#47 Tangerine
5406 B Grade



#48 Air Blue
5410 B Grade



#49 Cocoa
5425 B Grade



#50 Black
5408 B Grade



#57 Burgundy
5436 B Grade




#58 Navy
5439 B Grade



#59 Antique Beige
5422 B Grade




#60 Tuscan
5417 B Grade



#61 Gingko
54011 B Grade



#62 Minerals
5420 B Grade



#70 Cast Slate
40434 B Grade



#71 Macaw
5429 B Grade



#72 Camel
5468 B Grade



#73 True Blue
5499 B Grade




#74 Capri
5426 B Grade




#75 Aruba
5416 B Grade



C
G
r
a
d
e




#20 Black
C Grade



#21 Canvas
C Grade




#22 Forest Green
C Grade



#23 Caribbean Blue
C Grade



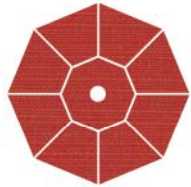
#24 White
C Grade



#26 Cardinal Red
C Grade

2024 Quick Ship Fabrics

Galtech strives to ship all Quick Ship orders within 5-7 working days. Please note that not all fabrics are available in all sizes as quick ship orders. See page 76 of our 2024 catalog for detailed quick ship guide.



#94 Crimson Dupione
8051 A Grade




#97 Sand Dupione
8011 A Grade



#41 Melon
5415 B Grade



#42 Flax
5492 B Grade



#43 Terra Cotta
5440 B Grade



#51 Canvas
5453 B Grade



#52 Forest Green
5446 B Grade




#53 Pacific Blue
5401 B Grade




#54 Natural
5404 B Grade



#55 Taupe
5461 B Grade




#56 Jockey Red
5403 B Grade




#63 Henna
5407 B Grade




#64 Spa
5413 B Grade




#65 Brick
5409 B Grade



#66 Coal
5489 B Grade



#67 Fern
5487 B Grade



#68 Teak
5488 B Grade



#76 Heather Beige
5476 B Grade



#77 Sunflower Yellow
5457 B Grade



#78 Vellum
5498 B Grade



#79 Spectrum Indigo
48080 B Grade




#27 Lemon Yellow
C Grade



#28 Navy
C Grade



#29 Beige
C Grade



#36 Kiwi Green
C Grade



Quick Ship Program



Galtech strives to ship all Quick Ship Fabric orders in 5-7 working days. Not all fabrics are stocked as Quick Ship in all available sizes. This guide is an indicator of which fabrics are considered "Quick Ship" for each size umbrella that we offer:

6'

Suncrylic

20 Black 21 Canvas 22 Forest 23 Caribbean 24 White 25 Cardinal 27 Lemon 28 Navy 29 Beige 36 Kiwi

sunbrella

50 Black 51 Canvas 52 Forest 54 Natural 56 Jockey Red 58 Navy 59 Ant. Beige

6x6' **3.5x7'** **8x8'** **10x10'** **13' DWV**

sunbrella

50 Black 51 Canvas 52 Forest 54 Natural 56 Jockey Red 58 Navy 59 Ant. Beige

7.5'

Suncrylic

20 Black 21 Canvas 22 Forest 23 Caribbean 24 White 25 Cardinal 27 Lemon 28 Navy 29 Beige 36 Kiwi

sunbrella

41 Melon 42 Flax 43 Terra Cotta 44 Granite 45 Buttercup 47 Tangerine 48 Air Blue 49 Cocoa 50 Black 51 Canvas 52 F Green 53 Pac Blue 54 Natural 55 Taupe

sunbrella

56 Jockey Red 57 Burgundy 58 Navy 59 Ant. Beige 60 Tuscan 61 Gingko 62 Minerals 63 Henna 64 Spa 65 Brick 66 Coal 67 Fern 68 Teak 70 Cast. Slate

sunbrella

71 Macaw 72 Camel 73 True Blue 74 Capri 75 Aruba 76 H. Beige 77 Sun Yellow 78 Vellum 79 Indigo

9'

Suncrylic

20 Black 21 Canvas 22 Forest 23 Caribbean 24 White 25 Cardinal 27 Lemon 28 Navy 29 Beige 36 Kiwi

sunbrella

41 Melon 42 Flax 43 Terra Cotta 44 Granite 45 Buttercup 47 Tangerine 48 Air Blue 49 Cocoa 50 Black 51 Canvas 52 F Green 53 Pac Blue 54 Natural 55 Taupe

sunbrella

56 Jockey Red 57 Burgundy 58 Navy 59 Ant. Beige 60 Tuscan 61 Gingko 62 Minerals 63 Henna 64 Spa 65 Brick 66 Coal 67 Fern 68 Teak 70 Cast. Slate

sunbrella

71 Macaw 72 Camel 73 True Blue 74 Capri 75 Aruba 76 H. Beige 77 Sun Yellow 78 Vellum 79 Indigo 80 Sesame 82 Dolce Oasis 83 Mil. Char 84 Straw

sunbrella

85 Stone 87 Champagne 88 Henna 94 Crimson 97 Sand

11'

Suncrylic


20 Black 22 Green 25 Cardinal 29 Beige

11' **8x11'**

sunbrella

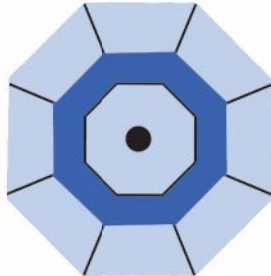
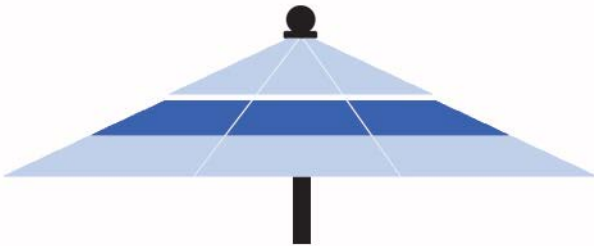
44 Granite 49 Cocoa 50 Black 51 Canvas 52 Forest 53 Pacific Blue 54 Natural 55 Taupe 56 Jockey Red 58 Navy 59 Ant. Beige 63 Henna 65 Brick 68 Teak 76 H. Beige

Let your creativity be your guide in designing your own custom umbrella design.




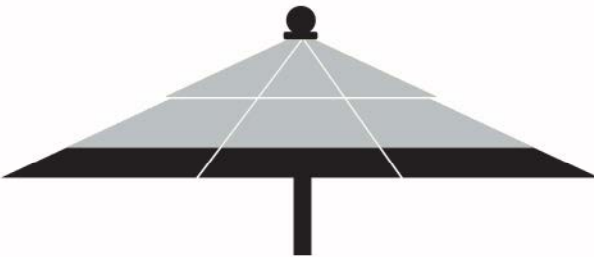
Alternating Panels

Color coordinate two Sunbrella fabrics to create a unique designer's touch.



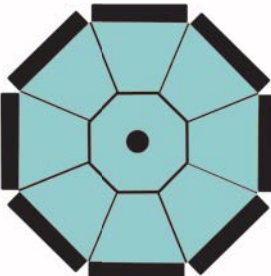
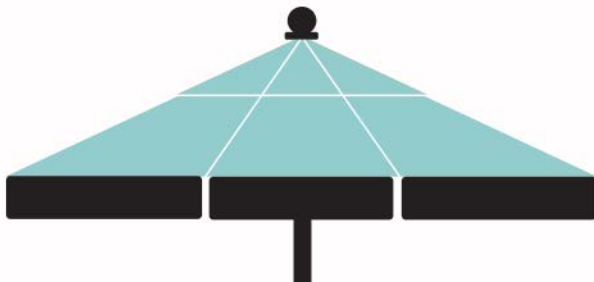
Double Wind Vent

Sandwich two coordinating fabrics or use one fabric throughout to achieve this contemporary look.



Edge Trim

Create a unique fashion statement with a 4" band of Sunbrella fabric for a contemporary look.



Valance

Achieve a classic Euro Cafe look by adding a decorative 7" valance in a solid or contrasting color.



Scalloped Valance

The scalloped valance is a modern twist to the classic straight valance. Complete the look with one of our coordinated Sunbrella bindings. See our collection of Sunbrella bindings at our website, www.galtechcorp.com



Note: Designer Studio Covers are available in Sunbrella fabrics only.
All Designer Studio covers are made to order. Allow additional lead time for any custom design cover.

2024 Galtech Replacement Parts List

Aluminum								
Galtech Model	Frame Only	Canopy	Ribs	Bottom Pole	Bar Height Pole	Hubs	Finial	Pin and Chain
727 - AB,AP,BK,LT,RC,SR,W	727XX00	75-xx	P-RIB727XX	BP727XX	BH727XX	P-HUB727XX	P-FINIAL727XX	N/A
737 - AB,AP,BK,DC,LT,RC,SR,W	737XX00	90-xx	P-RIB737XX	BP737XX	BH737XX	P-HUB737XX	P-FINIAL737XX	N/A
779 - AB, BK	779XX00	80-xx	** P-RIB779XX	BP779XX	BH779XX	P-HUB779XX	P-FINIA779LXX	N/A
789 - AB,BK	789XX00	11-XX	P-RIB789XX	BP789XX	BH789XX	P-HUB789XX	P-FINIA789LXX	N/A
799 - AB, BK	799XX00	10-XX	** P-RIB799XX	BP799XX	BH799XX	P-HUB799XX	P-FINIAL799XX	N/A
636MB	636MB00	90-XX	P-RIB636MB	BP636MB	BH636MB	P-HUB636MB	P-FINIAL636MB	N/A
736 - BK,CH,MB,W	736XX00	90-XX	P-RIB736XX	BP736XX	BH736XX	P-HUB736XX	P-FINIAL736XX	N/A
936 - AB, BK	936XX00	90-XX	P-RIB936XX	BP936XX	BH936XX	P-HUB936XX	P-FINIAL936XX	N/A
986 - AB,BK	986XX00	11-XX	P-RIB986XX	BP986XX	BH986XX	P-HUB986XX	P-FINIAL986XX	N/A
Commercial								
762 - AB,SR	762XX00	66-XX	P-RIB762XX	N/A	N/A	P-HUB762XX	P-FINIAL762XX	P-PIN762XX
722 - AB,SR	722XX00	75-XX	P-RIB722XX	N/A	N/A	P-HUB722XX	P-FINIAL722XX	P-PIN722XX
732 - AB, SR	732XX00	90-XX	P-RIB732XX	N/A	N/A	P-HUB732XX	P-FINIAL732XX	P-PIN732XX
781SR	781SR00	11-XX	P-RIB781SR	BP781SR	N/A	P-HUB781SR	P-FINIAL781SR	P-PIN781SR
782SR	782SR00	88-XX	P-RIB782SR	BP782SR	N/A	P-HUB782SR	P-FINIAL782SR	P-PIN782SR
791SR	791SR00	13-XXDV	P-RIB791SR	BP791SR	N/A	P-HUB791SR	P-FINIAL791SR	P-PIN791SR
792SR	792SR00	10-XX	** P-RIB792SR	BP792SR	N/A	P-HUB792SR	P-FINIAL792SR	P-PIN792SR
715AB	715AB00	75-AB	P-RIB715AB	BP715AB	BH715AB	P-HUB715AB	P-FINIAL715AB	P-PIN715AB
725 - AB,BK,W	725XX00	75-XX	P-RIB725XX	BP725XX	BH725XX	P-HUB725XX	P-FINIAL725XX	P-PIN725XX
735 - AB, BK, W	735XX00	90-XX	P-RIB735XX	BP735XX	BH735XX	P-HUB735XX	P-FINIAL735XX	P-PIN735XX
772AB	772AB00	77-xx	** P-RIB772AB	BP772AB	BH772AB	P-HUB772AB	P-FINIAL772AB	P-PIN772AB
Cantilever								
Galtech	Frame Only	Canopy	Ribs	Tilt Wheel	Base	Hubs	Finial	Tool
887 - AB,BK	887XX00	11-xx	P-RIB887XX	P-TILTWHEEL887	BASE887XX	P-HUB887XX	P-FINIAL887XX	P-RATCHET
897 - AB,BK	897XX00	10-xx	** P-RIB897XX	P-TILTWHEEL897	BASE897XX	P-HUB897XX	P-FINIAL897XX	P-RATCHET
899 - AB,BK	899XX00	13-xxDV	P-RIB899XX	P-TILTWHEEL899	BASE899XX	P-HUB899XX	P-FINIAL899XX	P-RATCHET
Wood								
Galtech Model	Frame Only	Canopy	Ribs	Bottom Pole	Bar Height Pole	Hubs	Finial	Pin and Chain
121/221	X2100	75-XX	P-RIBX21	P-BPX21	P-BHX21	P-HUBX21	P-FINIALX21	P-PINX21
131	13100	90-XX	P-RIB131	P-BP131	P-BH131	P-HUB131	P-FINIAL131	P-PIN131
132/232	X3200	90-XX	P-RIBX32	P-BPX32	P-BHX32	P-HUBX32	P-FINIALX32	P-PINX32
136	13600	90-XX	P-RIB136	N/A	N/A	P-HUB136	P-FINIAL136	P-PIN136
183	18300	11-XX	P-RIB183	P-BP183	P-BH183	P-HUB183	P-FINIAL183	P-PIN183
531TK	531TK00	90-XX	P-RIB531	P-BP531	P-BH531	P-HUB531	P-FINIAL531	P-PIN531
532TK	532TK00	90-XX	P-RIB532	P-BP532	P-BH532	P-HUB532	P-FINIAL532	P-PIN532
537TK	537TK00	90-XX	P-RIB537	P-BP537	P-BH537	P-HUB537	P-FINIAL537	N/A
587TK	587TK00	11-XX	P-RIB587	P-BP587	P-BH587	P-HUB587	P-FINIAL587	N/A
Miscellaneous Parts Available								
Item	Part #	Description						
BASE TUBE	BSTUBE15XX	REPLACEMENT BASE TUBE - HOLDS UP TO 1.75" DIAMETER POLE						
24" BASE TUBE	BSTUBEXX24	24" BASE TUBE EXTENDER FOR SQUARE BASES / COMMERCIAL USAGE						
BASE BUSHINGS	P-BASEBUSHING	INSERTS IN TO BASE TUBE TO ACCOMMODATE MULTIPLE SIZE POLES						
BASE KNOBS	P-BASEKNOBS	THUMB SCREWS TO SECURE POLE INTO THE BASE TUBE						
HUB WIRE	P-HUBWIRE	SECURES RIBS ON TO HUBS ON ALL UMBRELLAS EXCEPT THE SR SERIES, CANTILEVER AND TEAK						
RIB BRACKETS	P-SRBRACKETS	STAINLESS BRACKETS THAT SECURE SR SERIES RIBS ON TO HUB						
PULLEYS	P-PULLEYS	REPLACEMENT PULLEYS AND ROPE						
MOUNTING PLATE	P-MOUNTPLATE	SECURES MAIN POLE ON CANTILEVER TO BASE						
U-RIB	U-RIB8X7XX	MAIN RIB THAT ATTACHES MAST TO HUB ON 887 AND 897 CANTILEVER						
CANTILEVER HARDWARE	P-BASEHARDWARE	MOUNTING SCREWS THAT SECURES PLATE ON TO BASE, MAST ON TO PLATE						
TRANSFORMER	P-TRANSFORMER	POWER TRANSFORMER FOR 936 / 986 LED LIGHT UMBRELLA						
END CAPS	P-ENDCAP	PLASTIC END CAPS LOCATED AT END OF ALUMINUM RIBS						

** Indicates multiple rib size on this model, indicate which rib is needed (End , Comer , Side)

XX indicates multiple finishes available, select correct finish required

COPYRIGHT 2004, GALTECH INTERNATIONAL. ALL RIGHTS RESERVED

GALTECH INTERNATIONAL

LIMITED WARRANTY POLICY

UMBRELLA FRAMES & STANDS

1 YEAR WARRANTY - All Galtech Market Umbrellas & Stands from the original date of consumer purchase.

2 YEAR PREMIUM WARRANTY - All Galtech AUTOTILT Umbrellas and the following items:
762, 722, 732, 781, 782, 791, 792, 887, 899, 897

Verification of the date of consumer purchase is required for product to qualify under Galtech's warranty.

Galtech International warrants that these products shall be free from defects in workmanship and materials under normal and reasonable use and proper assembly as follows:

What is covered: 1. Warping, splitting or rotting of wood frame poles
2. Rusting, discoloring of metal parts
3. Broken tilt mechanisms, broken cords, broken cranks

What is not covered: DAMAGE CAUSED FROM WIND CONDITIONS ARE NOT COVERED UNDER ANY CIRCUMSTANCES! Damage indicative of wind include broken ribs and bent aluminum poles. Replacement of warranty items will be determined upon factory discretion.

COVERS

Covers are warranted against loss of color or strength from normal exposure conditions for the following duration:
Sunbrella: 5 years, Suncrylic: 1 year

TERMS & CONDITIONS

1. Orders are shipped Net 30 Days based on approved credit, unless Early Buy Dating Terms apply. Orders exceeding \$5000 that are received by December 1st, 2023 qualify for Dating Terms.
2. Invoices are due and payable in accordance with terms listed on invoice. A late charge of 1.5% per month will be added to all past due accounts. A \$15.00 charge will be applied to all returned checks.
3. All Claims for shortages, damage or shipment errors must be made within 10 days after receipt of product.
4. Absolutely no returns for credit will be accepted after the merchandise is received for over 30 days.
5. A Restocking Fee of 20% will be charged on merchandise returned for credit or refund within 30 days from receipt of product. If there is a shortage of components in the returned goods, the value of such components will be deducted from the credit to the customer.
6. Special order items are non-returnable, non-refundable & non-exchangeable.
7. Any items that are returned for warranty or non-warranty purposes must be issued a Return Authorization Number to be received by Galtech. Only upon issuance of an RA # and inspection by Galtech, will credit or replacement items be issued under our warranty guidelines. ANY RETURNED ITEM MUST INCLUDE THE RA# ON THE RETURN PACKAGE.
8. Order cancellations must be requested via FAX. Any order that is cancelled after shipping will be subject to a 20% restock charge. It is the responsibility of the dealer to pay the freight charges both to and from Galtech on any cancelled order, once it has shipped.
9. BY ACCEPTING DELIVERY OF THE GOODS AND INVOICE, YOU EXPRESSLY CONSENT TO OUR GENERAL TERMS, CONDITIONS, AND WARRANTS OF SALE HEREIN PRINTED. IF YOU DO NOT AGREE, PLEASE NOTIFY US IN A TIMELY MANNER AS PROVIDED BY LAWS AND RETURN THE GOODS TO US. THANK YOU.

GALTECH, MADE IN THE SHADE, AUTO-TILT are registered trademarks of Galtech International.
All other brand and product names are trademarks of their respective owners.

GALTECH

501 Flynn Road Camarillo, CA 93012

PH: 805-376-1060

E Mail: sales@galtechcorp.com

Web: WWW.GALTECHCORP.COM



© Copyright 2024 Galtech International. All Rights Reserved

